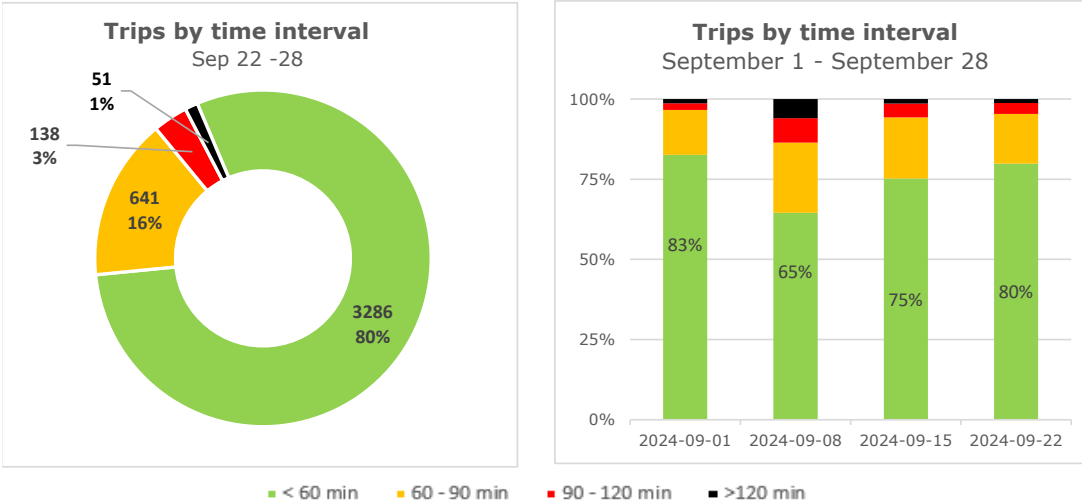


# Vanterm weekly truck turn time report

Reporting period: Sep 22 -28, 2024

## Trips by Time interval

Proportion of GPS trips completed from staging in to terminal out in <60 minutes, 60-90 minutes, 90-120 minutes, and >120 minutes.



## Weekly statistics

**Average Staging Turn Time (min)**  
Average time between staging entry and exit

**Average Terminal Turn Time (min)**  
Average time between terminal entry and exit

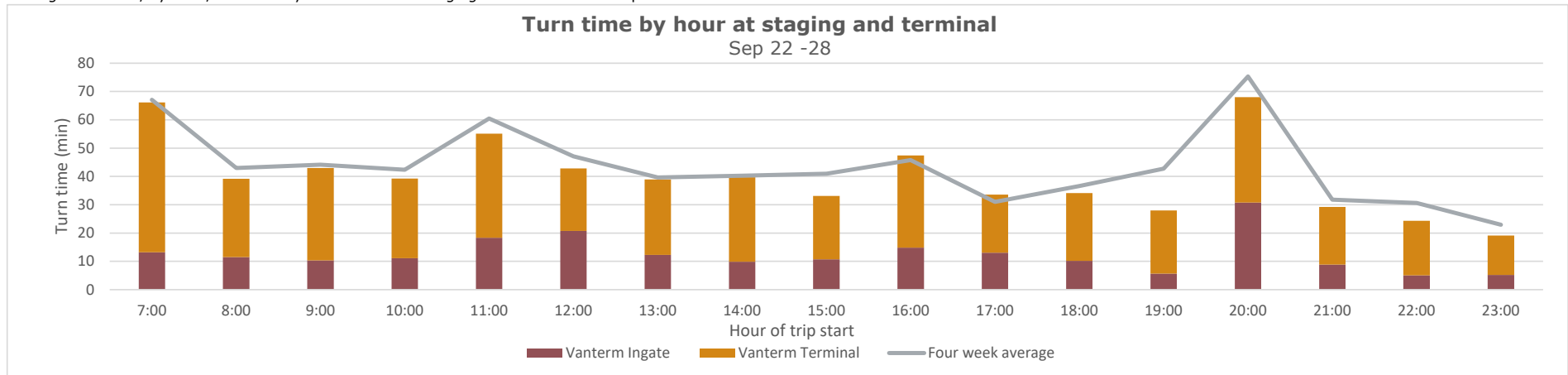
**Average Total Turn Time (min)**  
Average total time between staging entry and terminal exit

**Number of trips tracked**  
Number of trips on the terminal recorded by GPS locators during the week.

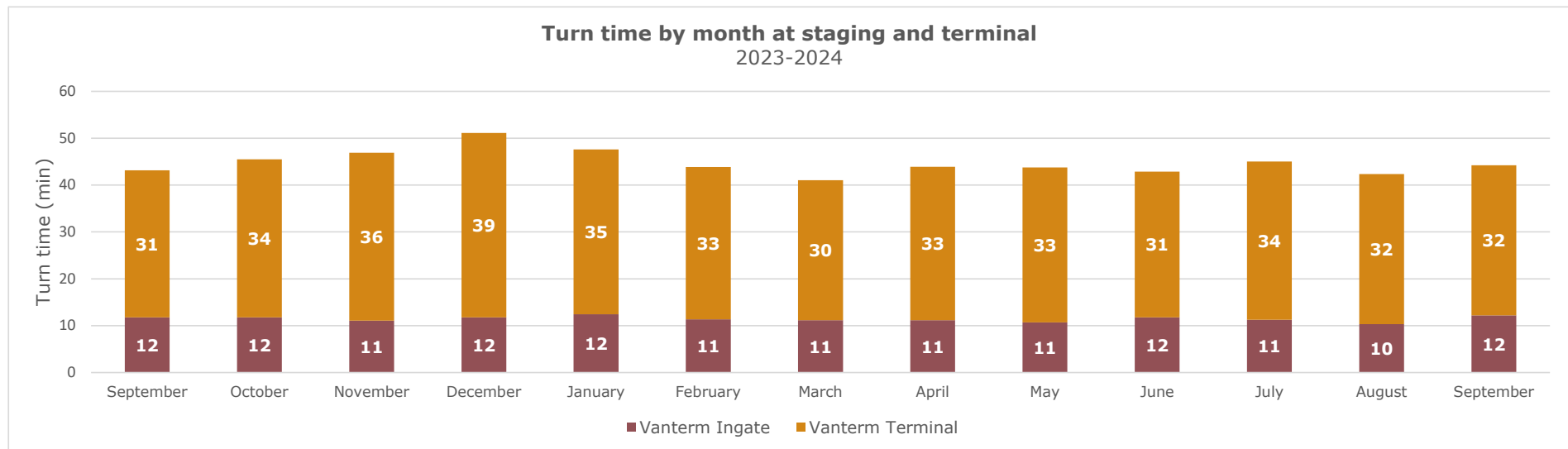
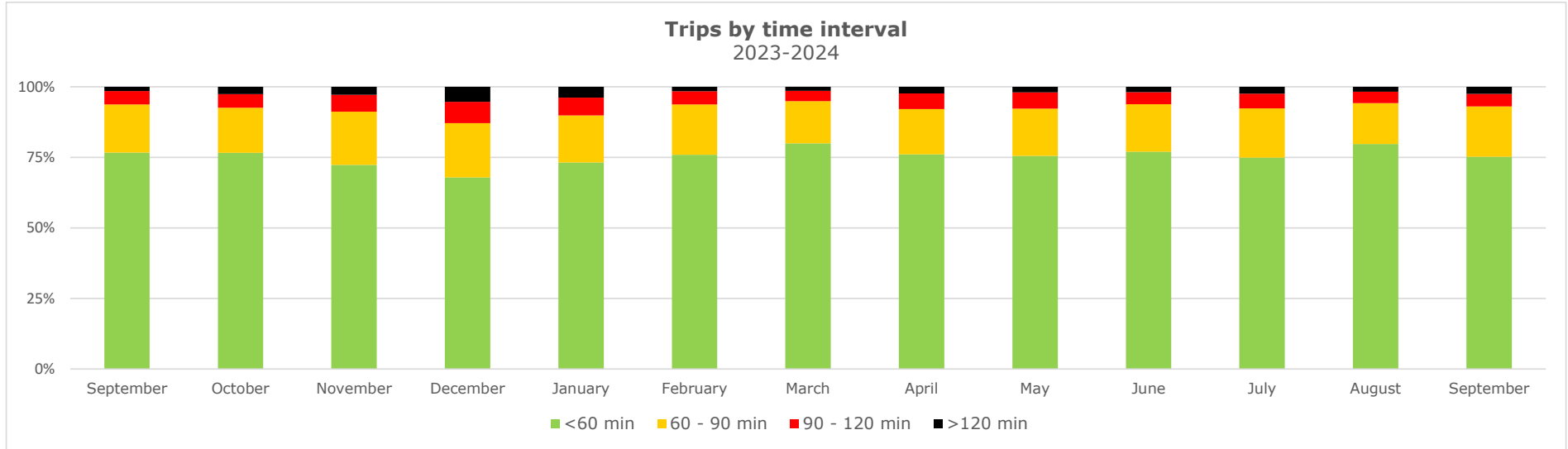
	Day gate	Night gate	Total
Average Staging Turn Time (min)	13	12	12
Average Terminal Turn Time (min)	31	23	30
Average Total Turn Time (min)	43	35	42
Number of trips tracked	3,617	499	4,116

## Turn time by Hour

Average turn time, by hour, recorded by GPS locators in staging and on terminal footprint



## Vanterm weekly truck turn time report

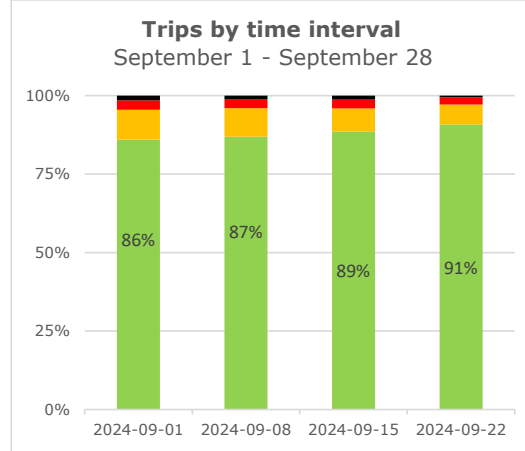
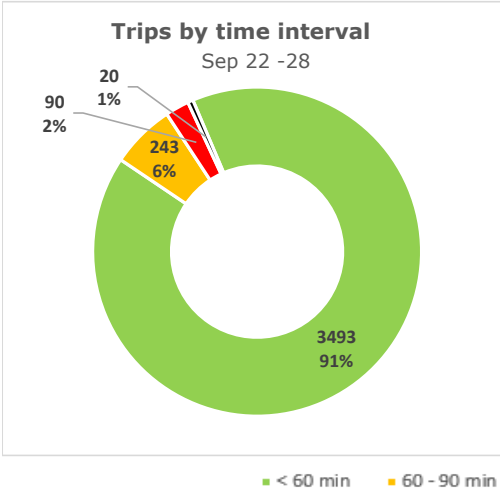


# Centerm weekly truck turn time report

Reporting period: Sep 22 -28, 2024

## Trips by Time interval

Proportion of GPS trips completed from staging in to terminal out in <60 minutes, 60-90 minutes, 90-120 minutes, and >120 minutes.



## Weekly statistics

### Average Staging Turn Time (min)

Average time between staging entry and exit

	Day gate	Night gate	Total
<b>Average Staging Turn Time (min)</b> Average time between staging entry and exit	4	5	5
<b>Average Terminal Turn Time (min)</b> Average time between terminal entry and exit	30	26	28
<b>Average Total Turn Time (min)</b> Average total time between staging entry and terminal exit	34	31	33
<b>Number of trips tracked</b> Number of trips on the terminal recorded by GPS locators during the week.	2,149	1,697	3,846

### Average Terminal Turn Time (min)

Average time between terminal entry and exit

### Average Total Turn Time (min)

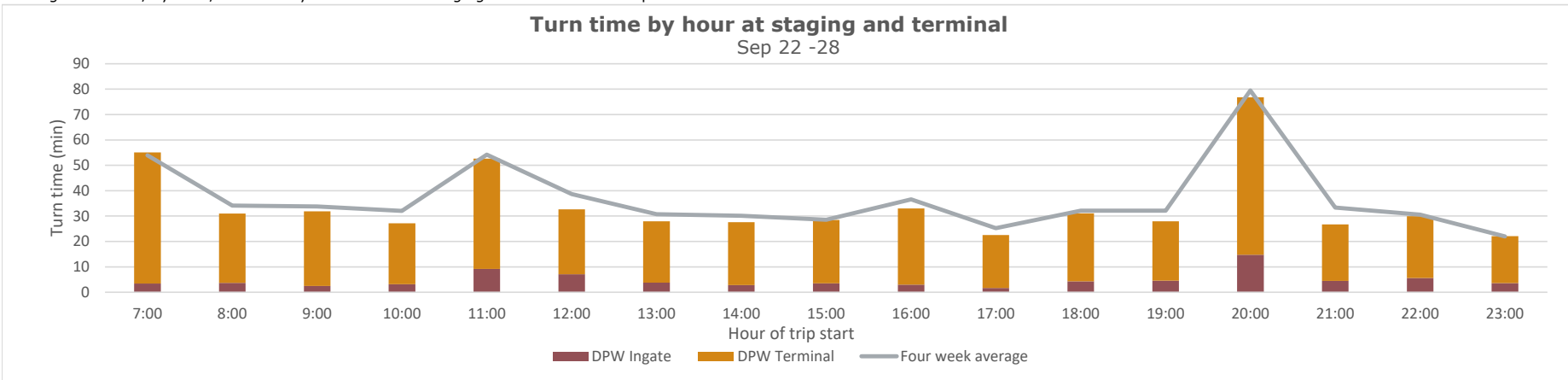
Average total time between staging entry and terminal exit

### Number of trips tracked

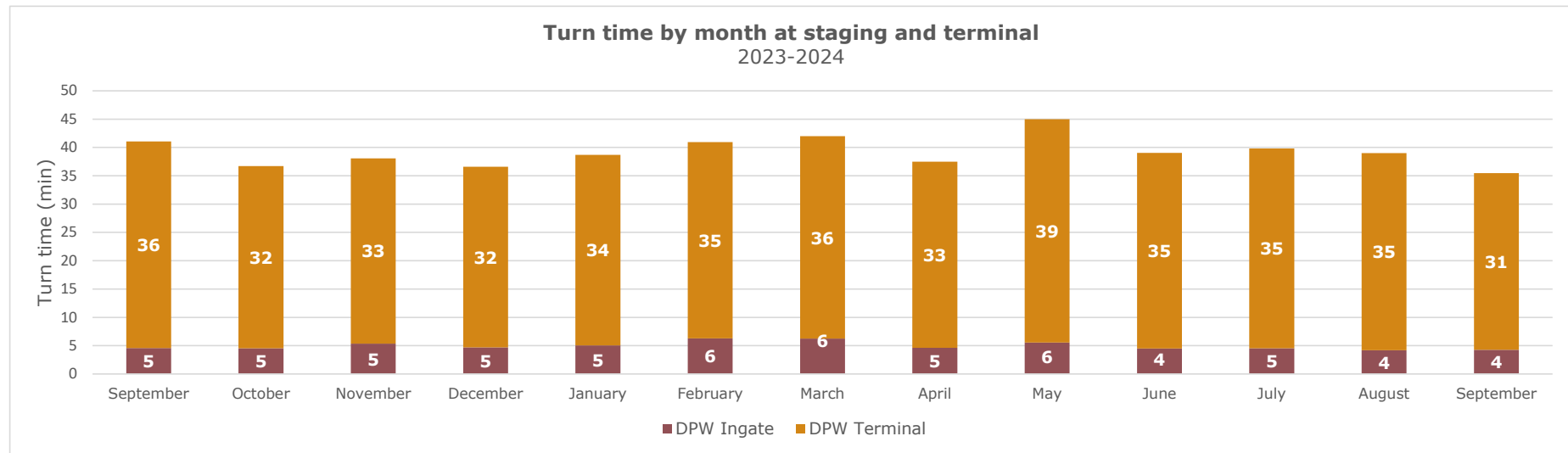
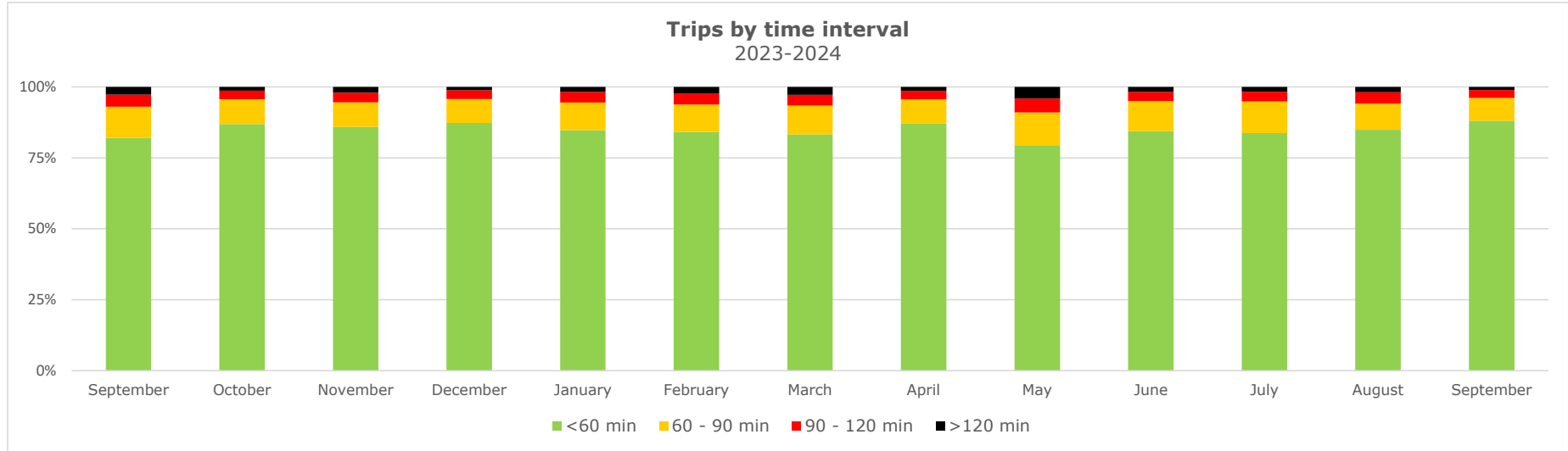
Number of trips on the terminal recorded by GPS locators during the week.

## Turn time by Hour

Average turn time, by hour, recorded by GPS locators in staging and on terminal footprint



## DPW-Vancouver weekly truck turn time report

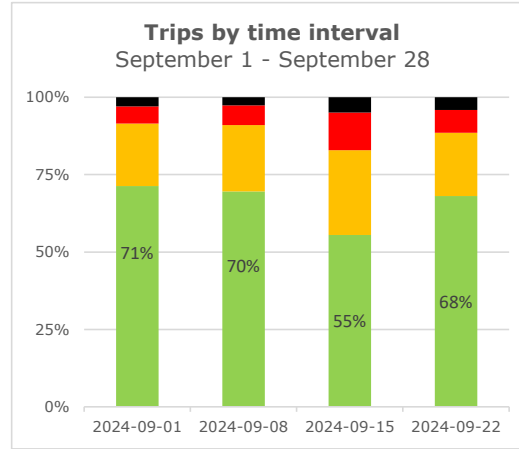
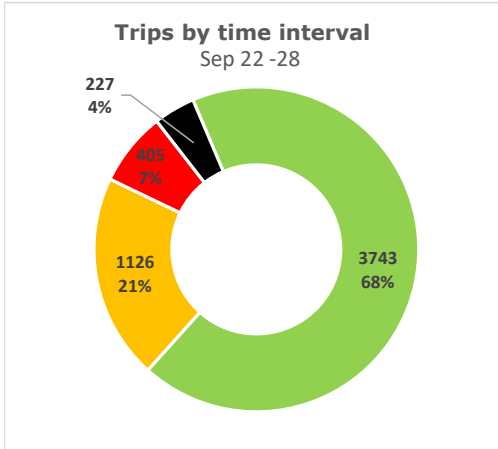


# Deltaport weekly truck turn time report

Reporting period: Sep 22 -28, 2024

## Trips by Time interval

Proportion of GPS trips completed from staging in to terminal out in <60 minutes, 60-90 minutes, 90-120 minutes, and >120 minutes.



■ < 60 min ■ 60 - 90 min ■ 90 - 120 min ■ >120 min

## Weekly statistics

### Average Staging Turn Time (min)

Average time between staging entry and exit

	Day gate	Night gate	Total
<b>Average Staging Turn Time (min)</b> Average time between staging entry and exit	16	10	16
<b>Average Terminal Turn Time (min)</b> Average time between terminal entry and exit	27	57	27
<b>Average Total Turn Time (min)</b> Average total time between staging entry and terminal exit	43	67	43
<b>Number of trips tracked</b> Number of trips on the terminal recorded by GPS locators during the week.	5,499	0	5,499

### Average Terminal Turn Time (min)

Average time between terminal entry and exit

### Average Total Turn Time (min)

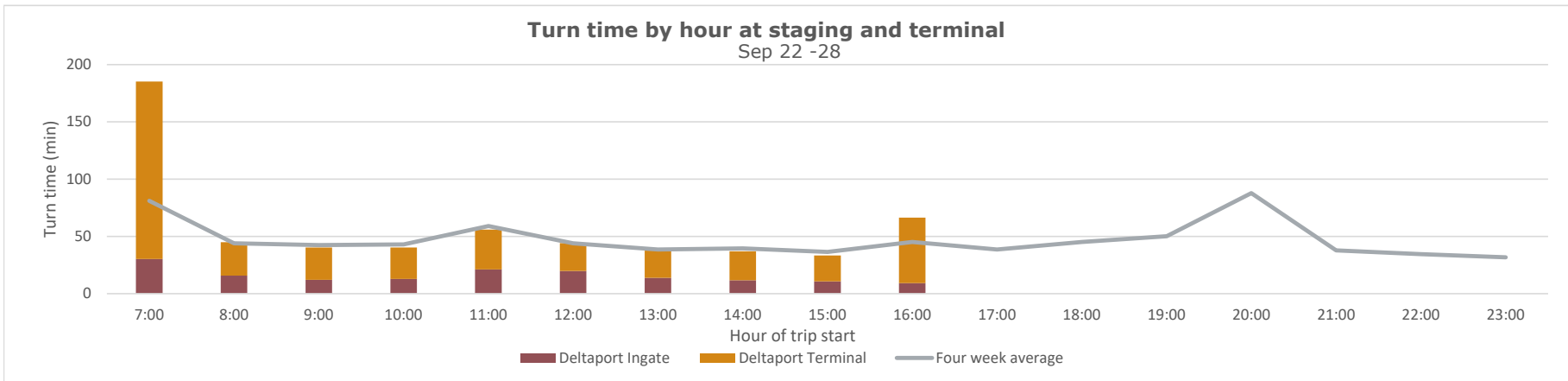
Average total time between staging entry and terminal exit

### Number of trips tracked

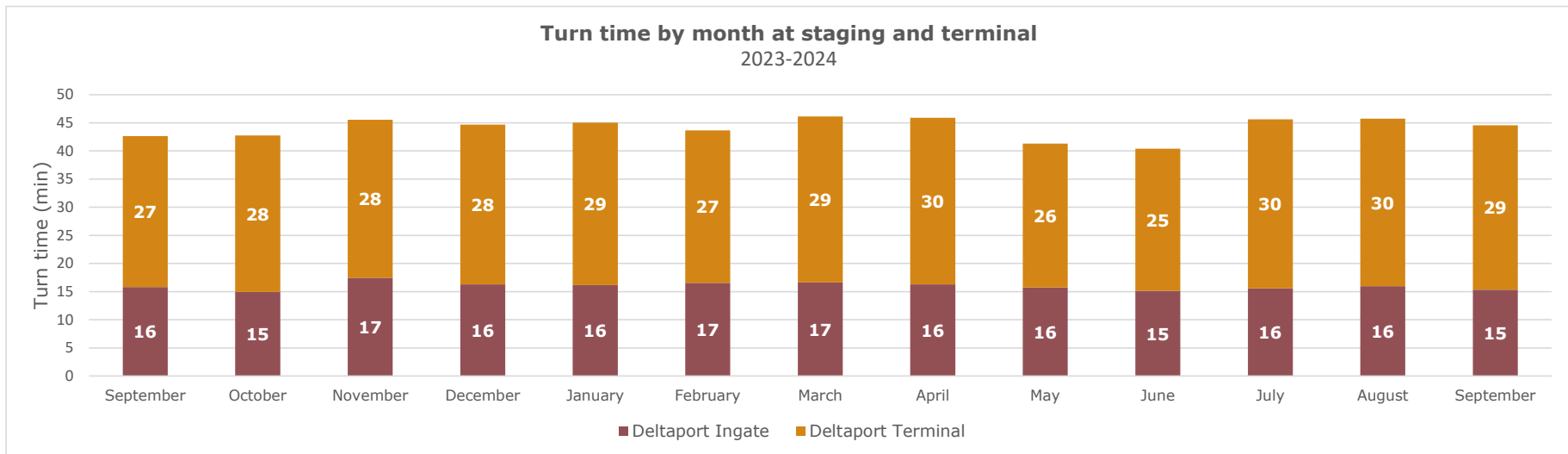
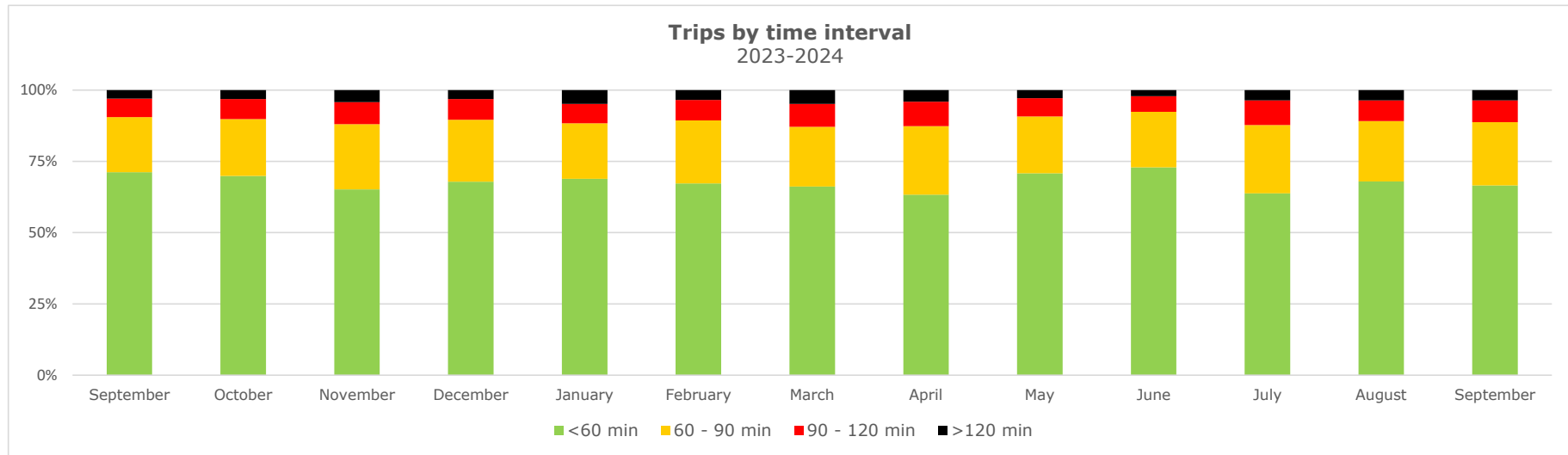
Number of trips on the terminal recorded by GPS locators during the week.

## Turn time by Hour

Average turn time, by hour, recorded by GPS locators in staging and on terminal footprint



## Deltaport weekly truck turn time report

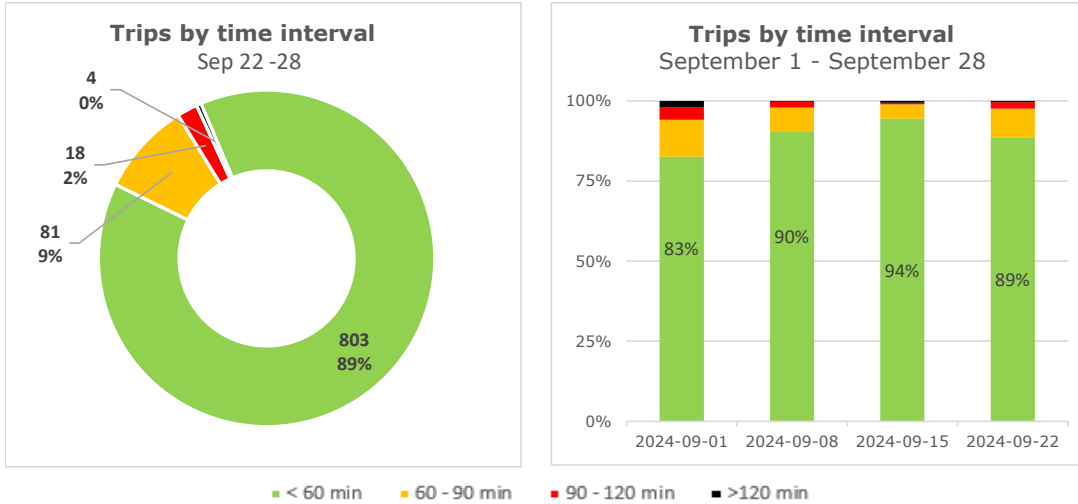


# FSD weekly truck turn time report

Reporting period: Sep 22 -28, 2024

## Trips by Time interval

Proportion of GPS trips completed from staging in to terminal out in <60 minutes, 60-90 minutes, 90-120 minutes, and >120 minutes.



## Weekly statistics

### Average Staging Turn Time (min)

Average time between staging entry and exit

	Day gate	Night gate	Total
<b>Average Staging Turn Time (min)</b> Average time between staging entry and exit	8	7	8
<b>Average Terminal Turn Time (min)</b> Average time between terminal entry and exit	20	15	19
<b>Average Total Turn Time (min)</b> Average total time between staging entry and terminal exit	27	22	27
<b>Number of trips tracked</b> Number of trips on the terminal recorded by GPS locators during the week.	744	162	906

### Average Terminal Turn Time (min)

Average time between terminal entry and exit

### Average Total Turn Time (min)

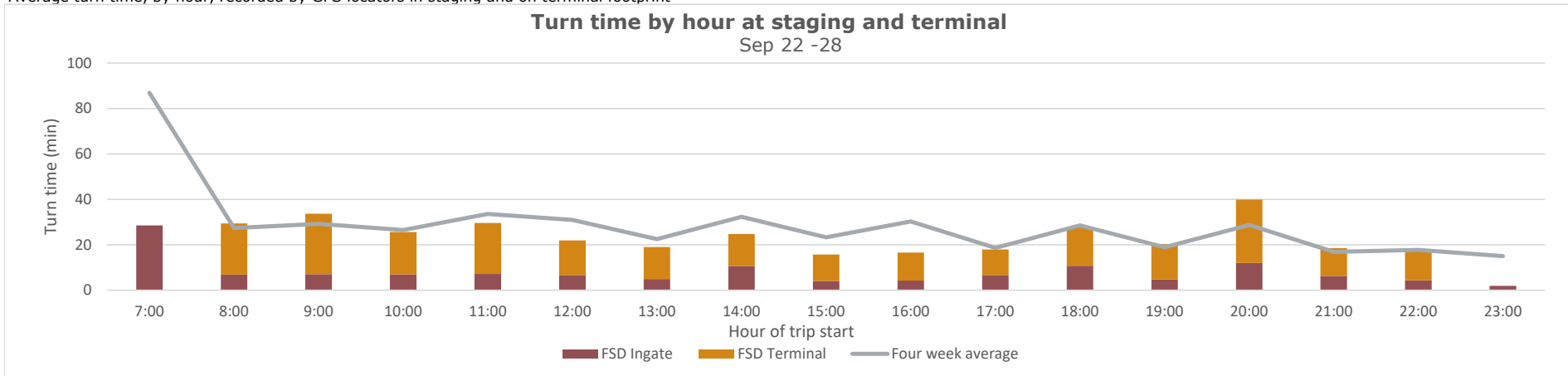
Average total time between staging entry and terminal exit

### Number of trips tracked

Number of trips on the terminal recorded by GPS locators during the week.

## Turn time by Hour

Average turn time, by hour, recorded by GPS locators in staging and on terminal footprint



## FSD weekly truck turn time report

