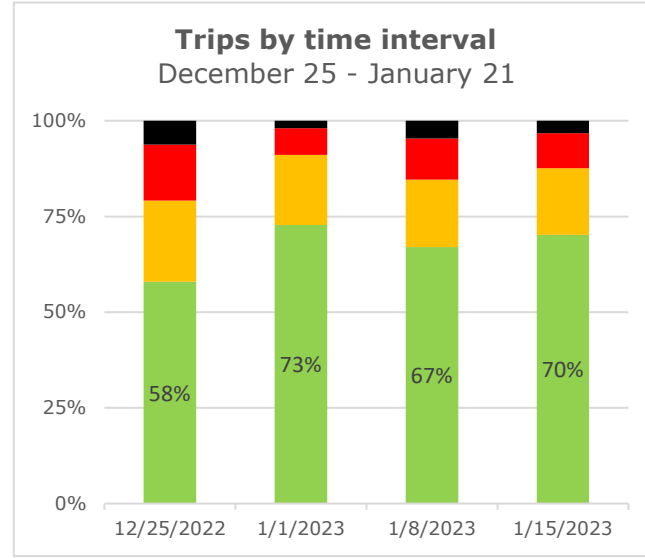
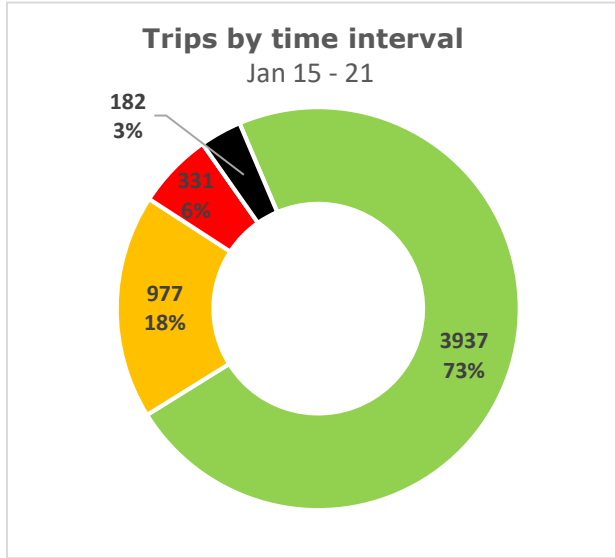


# Deltaport weekly truck turn time report

Reporting period: Jan 15 - 21, 2023

## Trips by Time interval

Proportion of GPS trips completed from staging in to terminal out in <60 minutes, 60-90 minutes, 90-120 minutes, and >120 minutes.



■ < 60 min ■ 60 - 90 min ■ 90 - 120 min ■ >120 min

## Weekly statistics

### Average Staging Turn Time (min)

Average time between staging entry and exit

	Day gate	Night gate	Total
<b>Average Staging Turn Time (min)</b> Average time between staging entry and exit	16	19	16
<b>Average Terminal Turn Time (min)</b> Average time between terminal entry and exit	25	19	25
<b>Average Total Turn Time (min)</b> Average total time between staging entry and terminal exit	41	38	41
<b>Number of trips tracked</b> Number of trips on the terminal recorded by GPS locators during the week.	4,813	614	5,427

### Average Terminal Turn Time (min)

Average time between terminal entry and exit

### Average Total Turn Time (min)

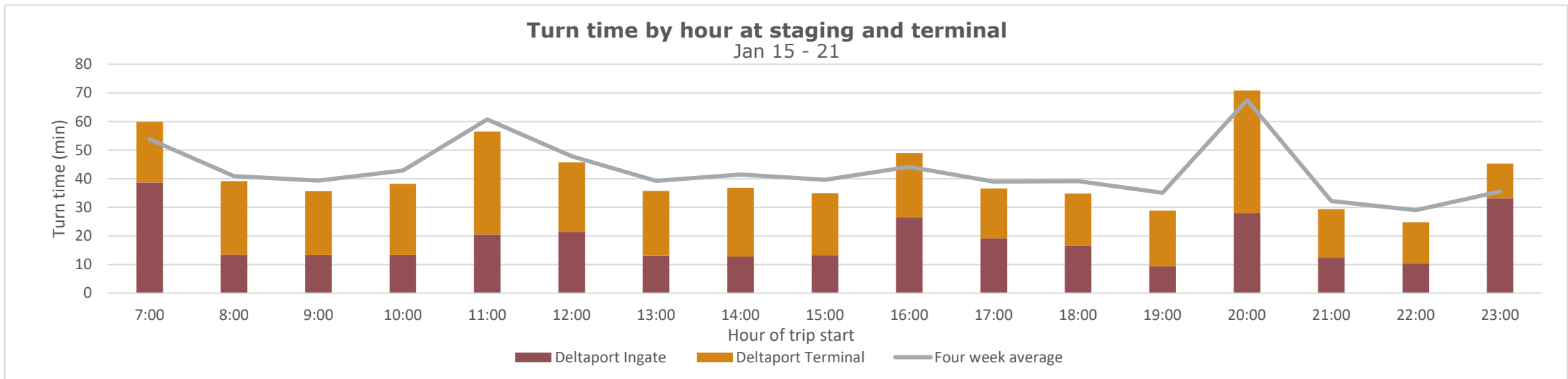
Average total time between staging entry and terminal exit

### Number of trips tracked

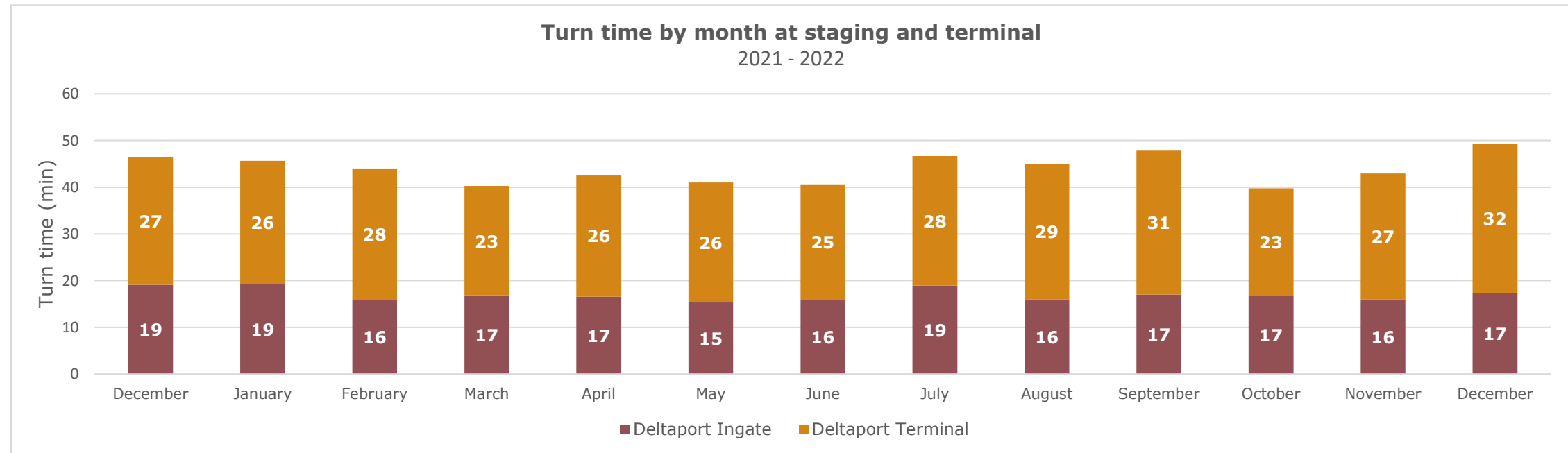
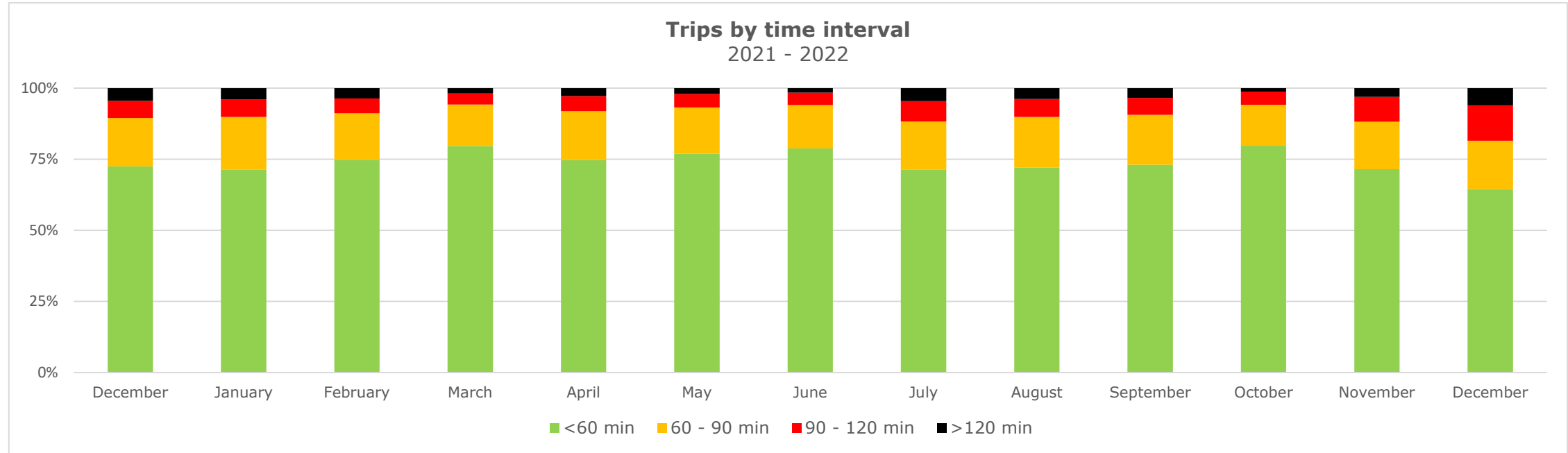
Number of trips on the terminal recorded by GPS locators during the week.

## Turn time by Hour

Average turn time, by hour, recorded by GPS locators in staging and on terminal footprint



# Deltaport weekly truck turn time report

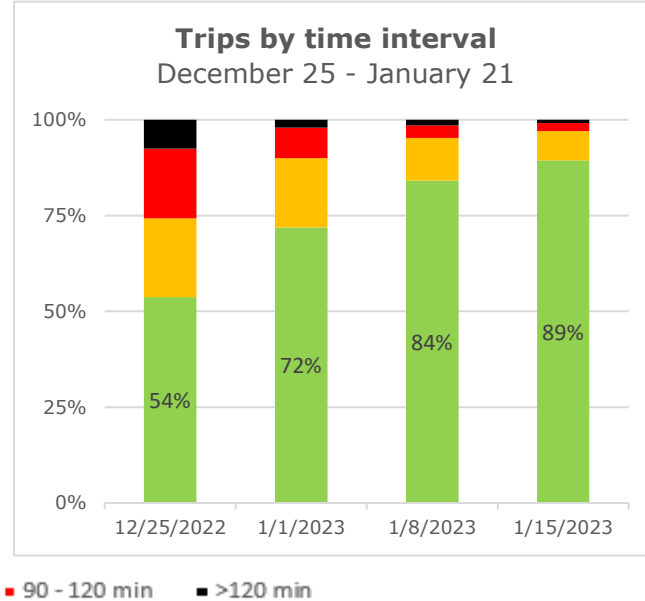
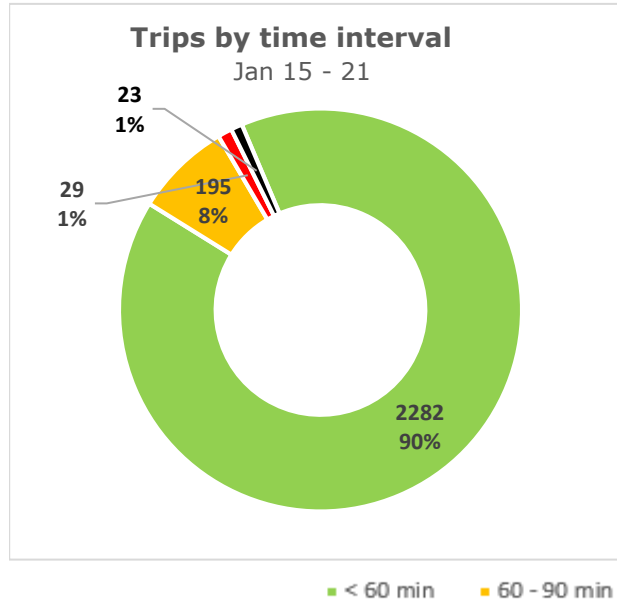


# Vanterm weekly truck turn time report

Reporting period: Jan 15 - 21, 2023

## Trips by Time interval

Proportion of GPS trips completed from staging in to terminal out in <60 minutes, 60-90 minutes, 90-120 minutes, and >120 minutes.



## Weekly statistics

### Average Staging Turn Time (min)

Average time between staging entry and exit

	Day gate	Night gate	Total
<b>Average Staging Turn Time (min)</b> Average time between staging entry and exit	8	2	8
<b>Average Terminal Turn Time (min)</b> Average time between terminal entry and exit	26	2	26
<b>Average Total Turn Time (min)</b> Average total time between staging entry and terminal exit	34	5	34
<b>Number of trips tracked</b> Number of trips on the terminal recorded by GPS locators during the week.	2,516	5	2,521

### Average Terminal Turn Time (min)

Average time between terminal entry and exit

### Average Total Turn Time (min)

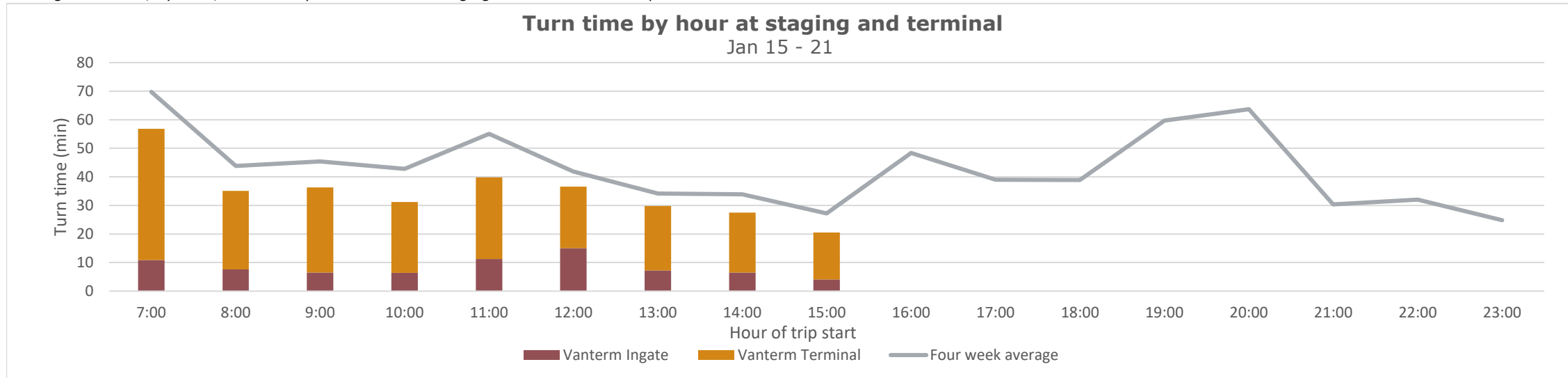
Average total time between staging entry and terminal exit

### Number of trips tracked

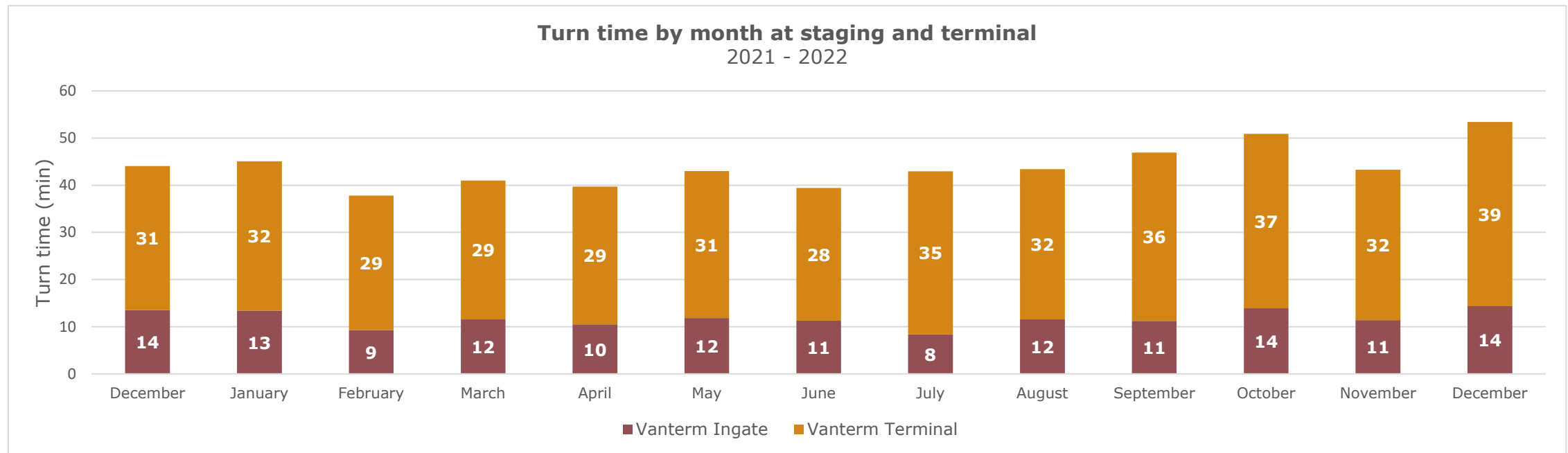
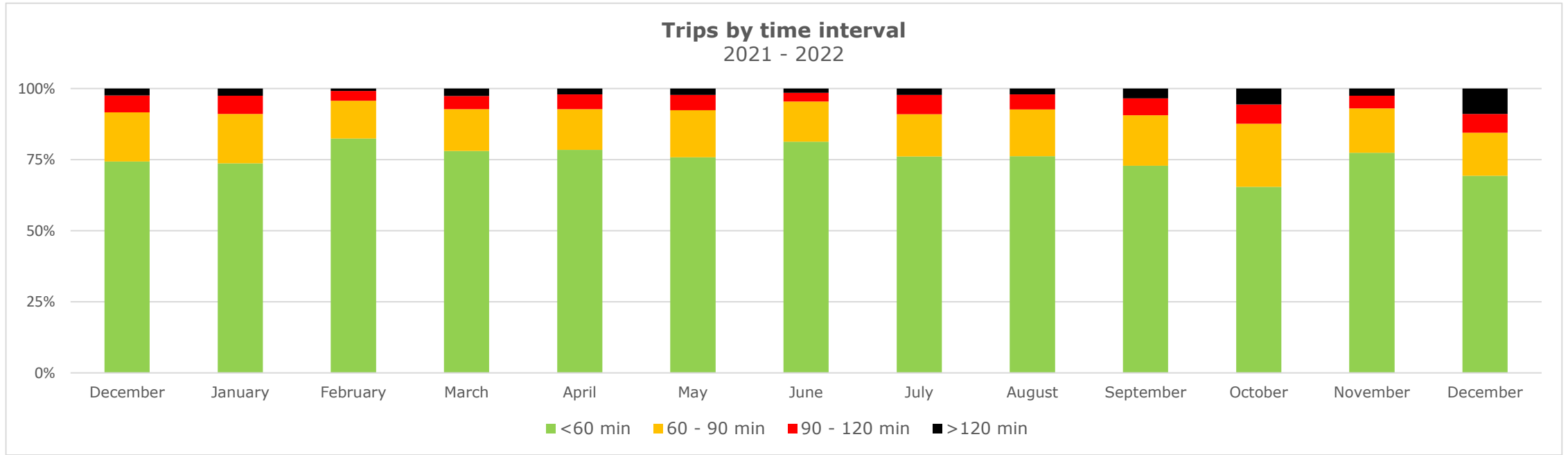
Number of trips on the terminal recorded by GPS locators during the week.

## Turn time by Hour

Average turn time, by hour, recorded by GPS locators in staging and on terminal footprint



# Vanterm weekly truck turn time report

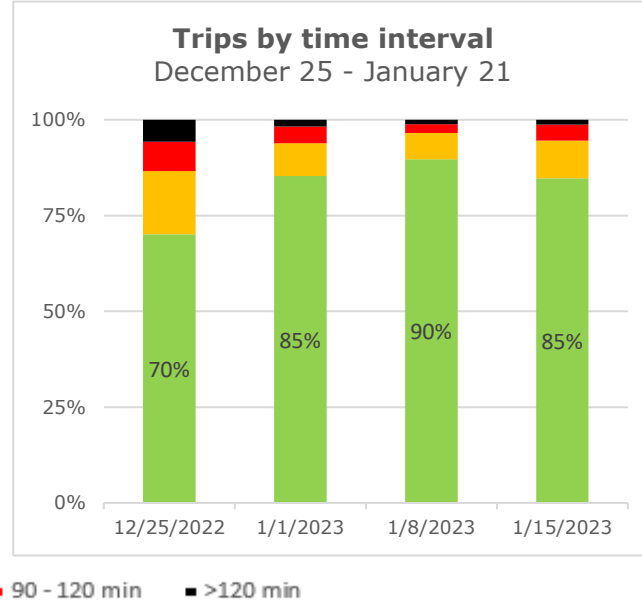
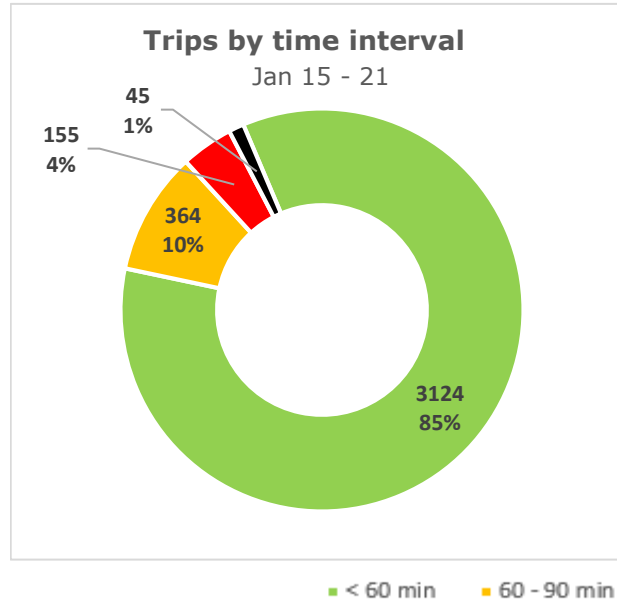


# Centerm weekly truck turn time report

Reporting period: Jan 15 - 21, 2023

## Trips by Time interval

Proportion of GPS trips completed from staging in to terminal out in <60 minutes, 60-90 minutes, 90-120 minutes, and >120 minutes.



## Weekly statistics

### Average Staging Turn Time (min)

Average time between staging entry and exit

	Day gate	Night gate	Total
<b>Average Staging Turn Time (min)</b> Average time between staging entry and exit	4	4	4
<b>Average Terminal Turn Time (min)</b> Average time between terminal entry and exit	35	34	34
<b>Average Total Turn Time (min)</b> Average total time between staging entry and terminal exit	39	38	39
<b>Number of trips tracked</b> Number of trips on the terminal recorded by GPS locators during the week.	2,484	1,204	3,688

### Average Terminal Turn Time (min)

Average time between terminal entry and exit

### Average Total Turn Time (min)

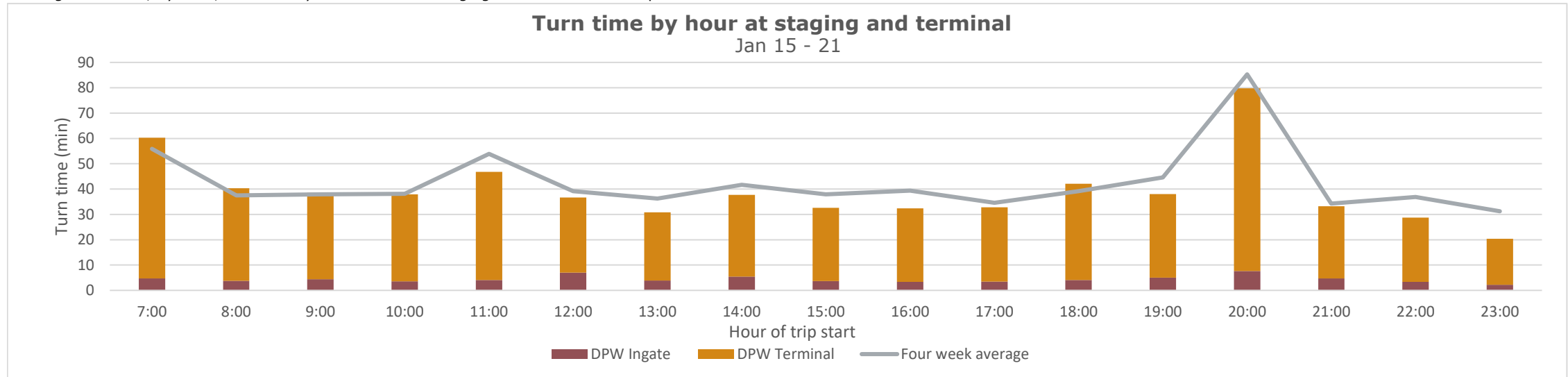
Average total time between staging entry and terminal exit

### Number of trips tracked

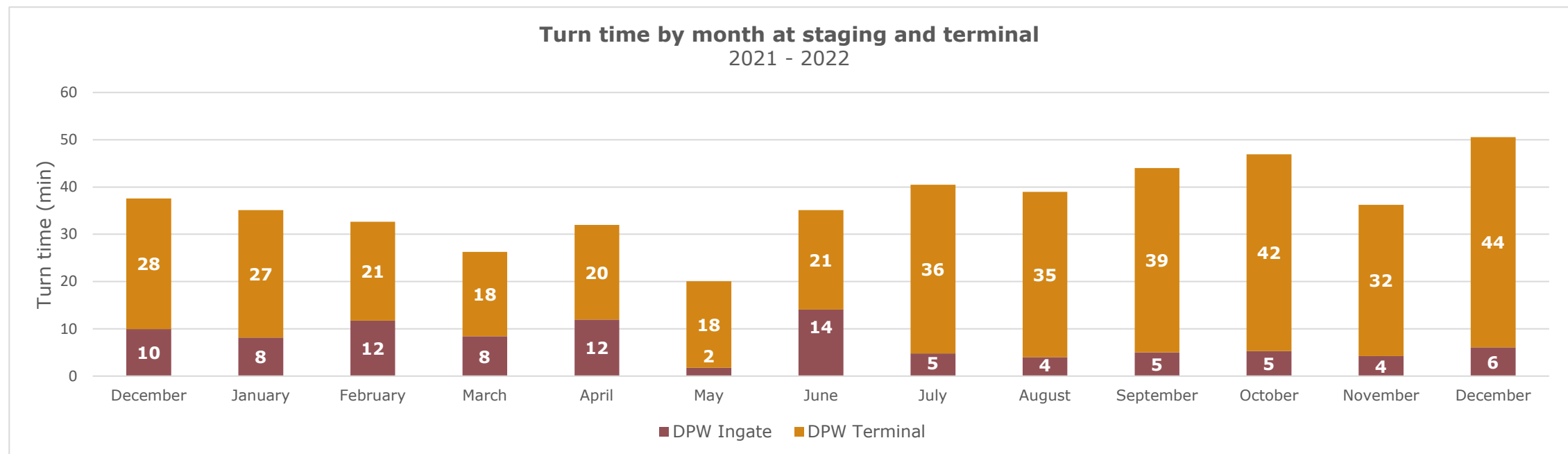
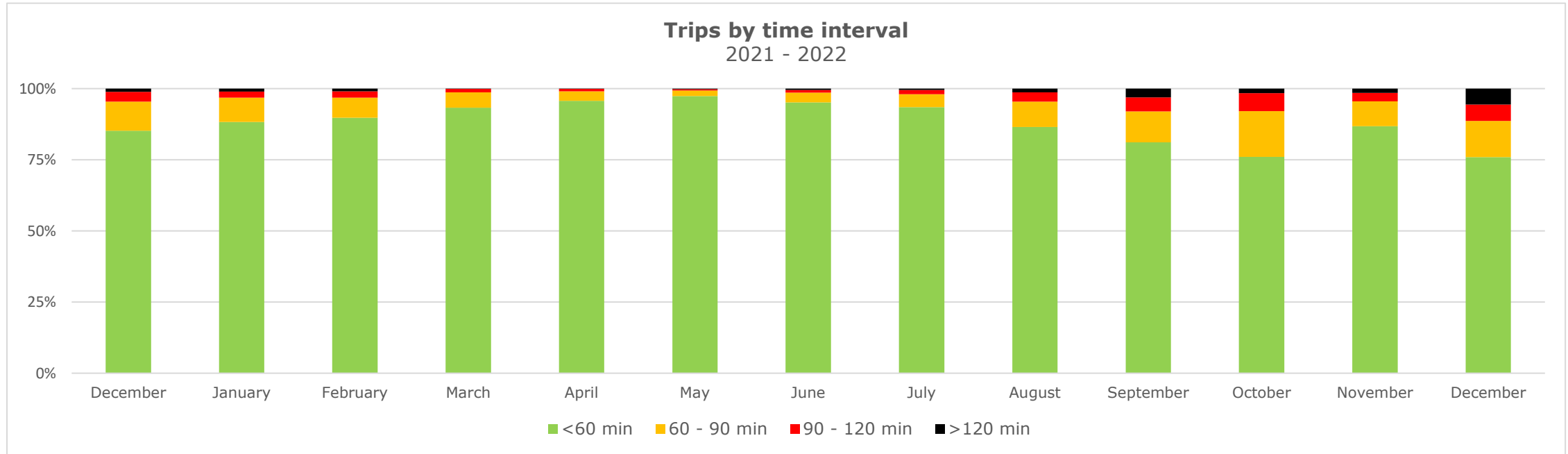
Number of trips on the terminal recorded by GPS locators during the week.

## Turn time by Hour

Average turn time, by hour, recorded by GPS locators in staging and on terminal footprint



# DPW-Vancouver weekly truck turn time report

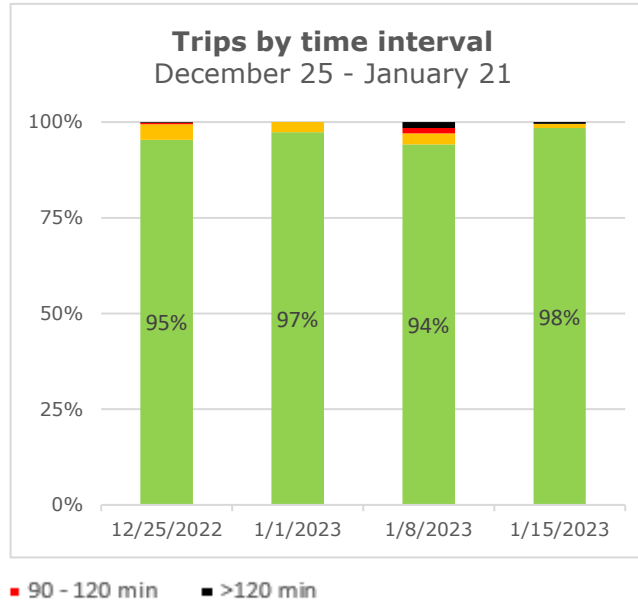
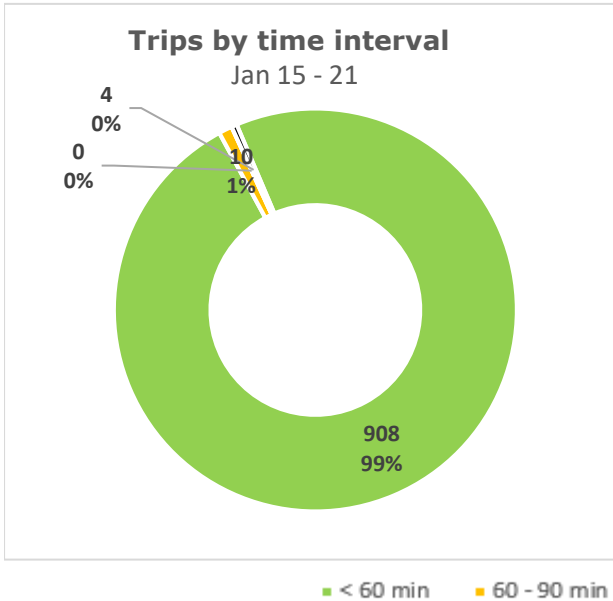


# FSD weekly truck turn time report

Reporting period: Jan 15 - 21, 2023

## Trips by Time interval

Proportion of GPS trips completed from staging in to terminal out in <60 minutes, 60-90 minutes, 90-120 minutes, and >120 minutes.



## Weekly statistics

### Average Staging Turn Time (min)

Average time between staging entry and exit

	Day gate	Night gate	Total
<b>Average Staging Turn Time (min)</b> Average time between staging entry and exit	6	3	5
<b>Average Terminal Turn Time (min)</b> Average time between terminal entry and exit	12	15	13
<b>Average Total Turn Time (min)</b> Average total time between staging entry and terminal exit	18	18	18
<b>Number of trips tracked</b> Number of trips on the terminal recorded by GPS locators during the week.	738	184	922

### Average Terminal Turn Time (min)

Average time between terminal entry and exit

### Average Total Turn Time (min)

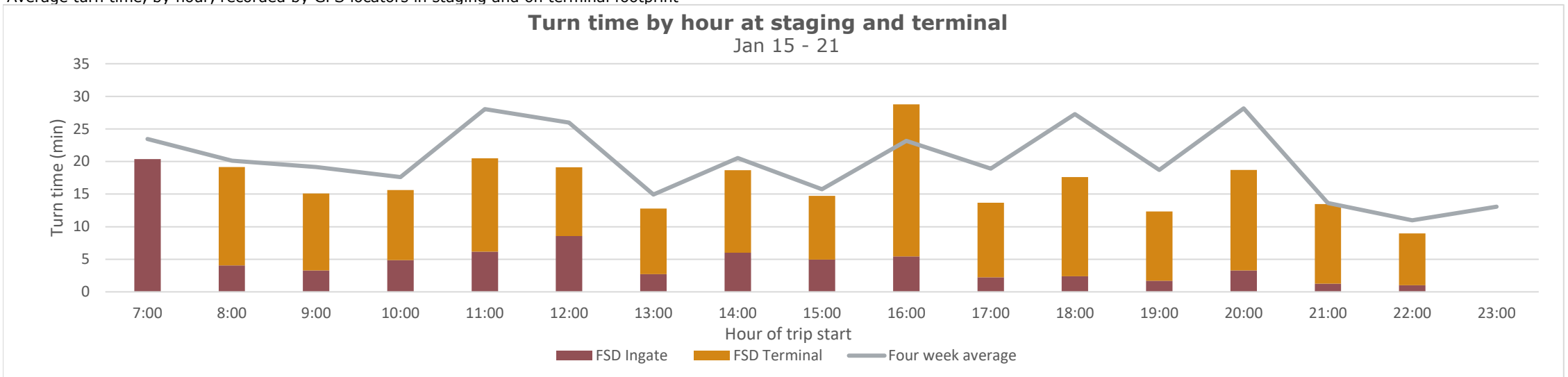
Average total time between staging entry and terminal exit

### Number of trips tracked

Number of trips on the terminal recorded by GPS locators during the week.

## Turn time by Hour

Average turn time, by hour, recorded by GPS locators in staging and on terminal footprint



## FSD weekly truck turn time report

