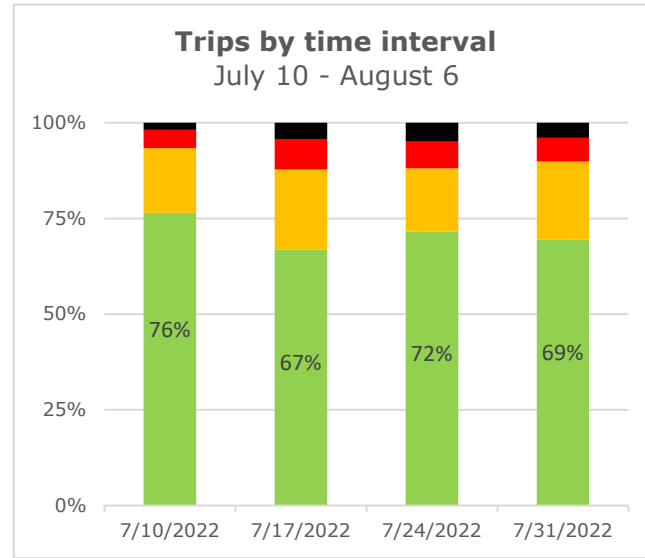
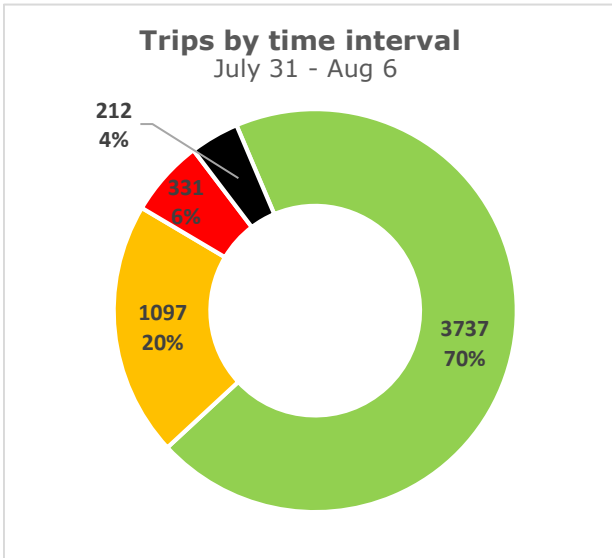


Deltaport weekly truck turn time report

Reporting period: July 31 - Aug 6, 2022

Trips by Time interval

Proportion of GPS trips completed from staging in to terminal out in <60 minutes, 60-90 minutes, 90-120 minutes, and >120 minutes.



■ < 60 min
 ■ 60 - 90 min
 ■ 90 - 120 min
 ■ >120 min

Weekly statistics

Average Staging Turn Time (min)

Average time between staging entry and exit

	Day gate	Night gate	Total
Average Staging Turn Time (min) Average time between staging entry and exit	14	16	15
Average Terminal Turn Time (min) Average time between terminal entry and exit	32	28	31
Average Total Turn Time (min) Average total time between staging entry and terminal exit	47	44	46
Number of trips tracked Number of trips on the terminal recorded by GPS locators during the week.	4,125	1,252	5,377

Average Terminal Turn Time (min)

Average time between terminal entry and exit

Average Total Turn Time (min)

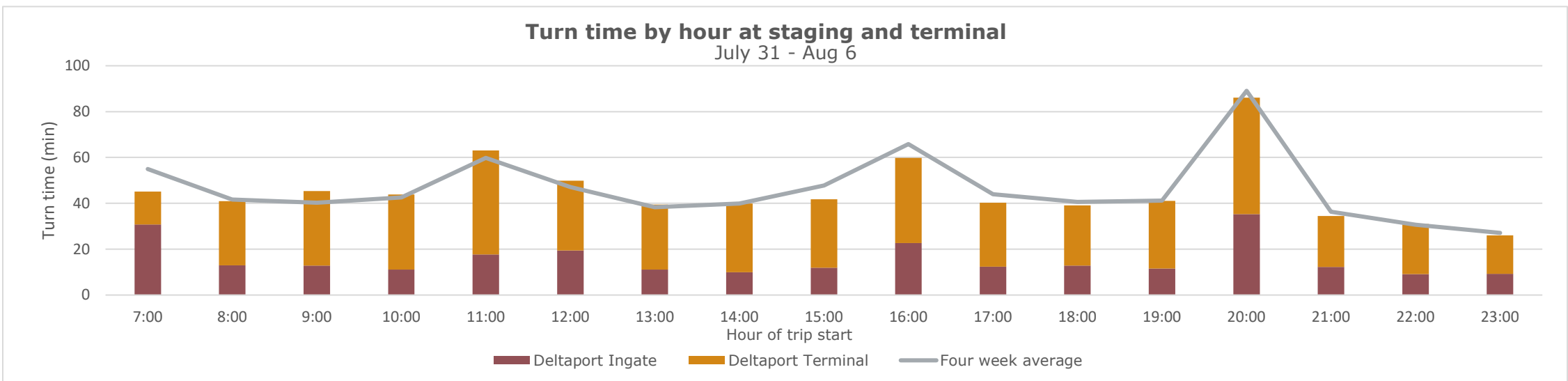
Average total time between staging entry and terminal exit

Number of trips tracked

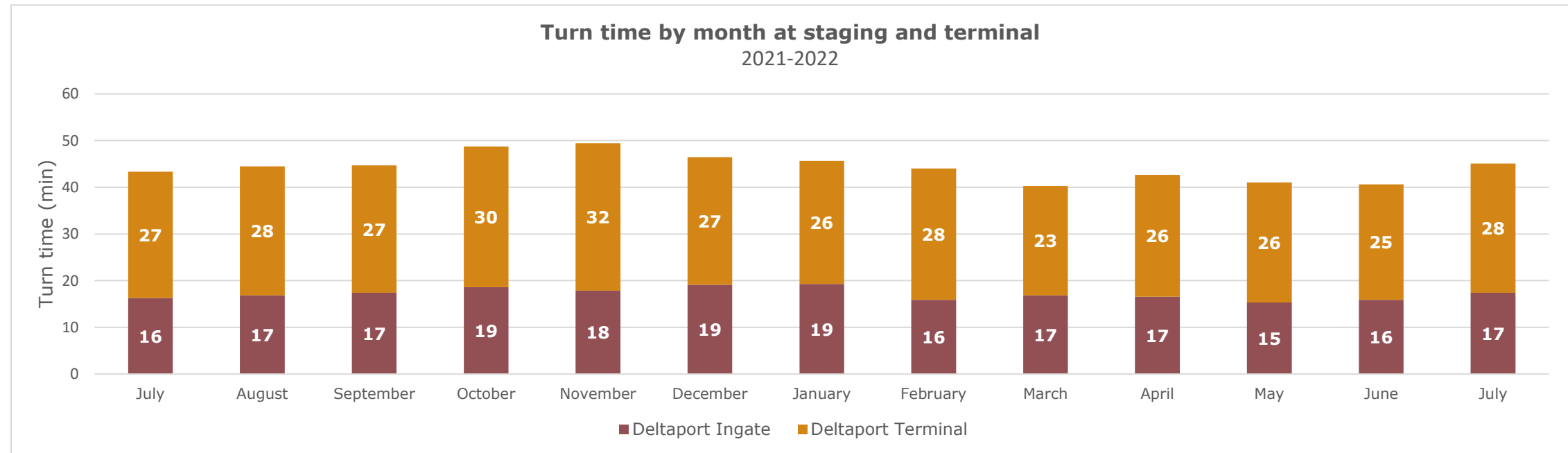
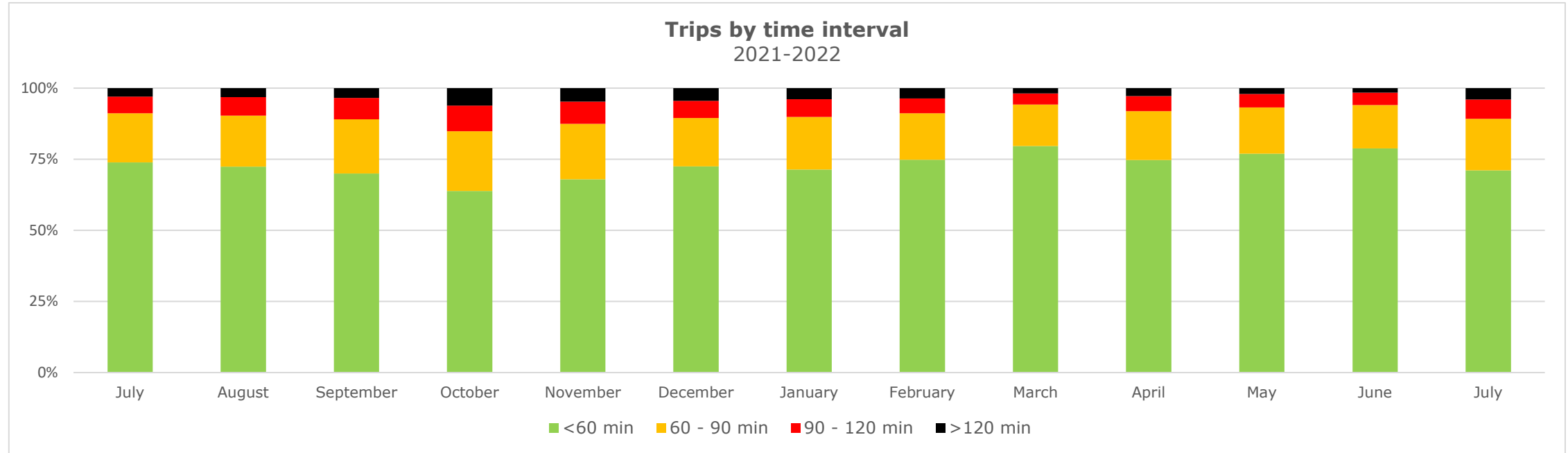
Number of trips on the terminal recorded by GPS locators during the week.

Turn time by Hour

Average turn time, by hour, recorded by GPS locators in staging and on terminal footprint



Deltaport weekly truck turn time report

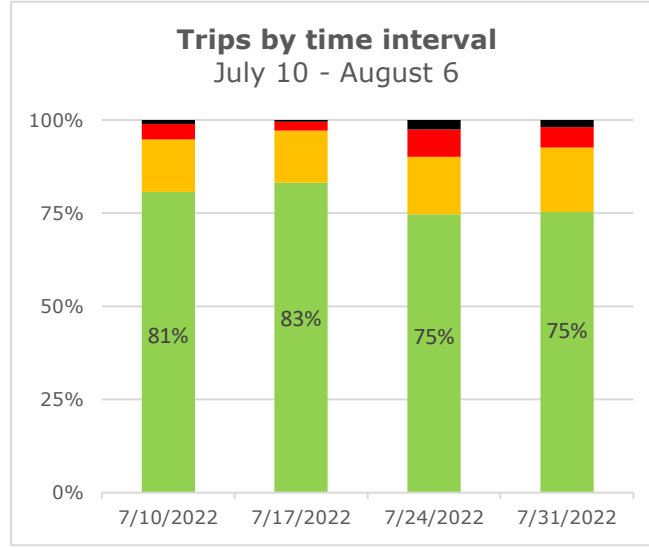
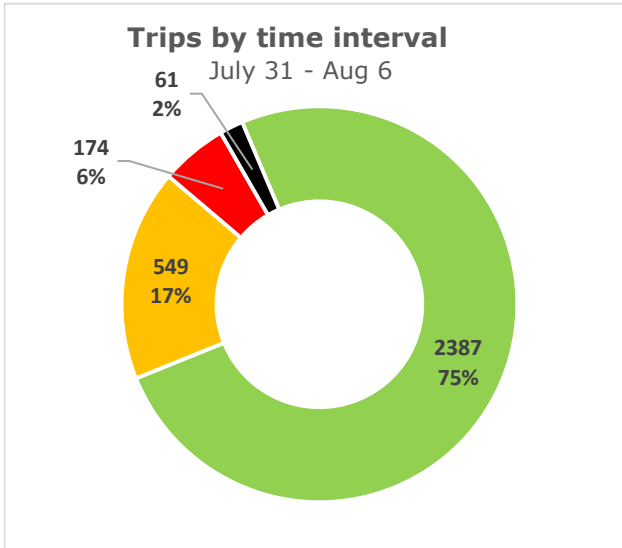


Vanterm weekly truck turn time report

Reporting period: July 31 - Aug 6, 2022

Trips by Time interval

Proportion of GPS trips completed from staging in to terminal out in <60 minutes, 60-90 minutes, 90-120 minutes, and >120 minutes.



■ < 60 min
 ■ 60 - 90 min
 ■ 90 - 120 min
 ■ >120 min

Weekly statistics

Average Staging Turn Time (min)

Average time between staging entry and exit

	Day gate	Night gate	Total
Average Staging Turn Time (min) Average time between staging entry and exit	12	16	13
Average Terminal Turn Time (min) Average time between terminal entry and exit	32	26	30
Average Total Turn Time (min) Average total time between staging entry and terminal exit	44	41	43
Number of trips tracked Number of trips on the terminal recorded by GPS locators during the week.	2,113	1058	3,171

Average Terminal Turn Time (min)

Average time between terminal entry and exit

Average Total Turn Time (min)

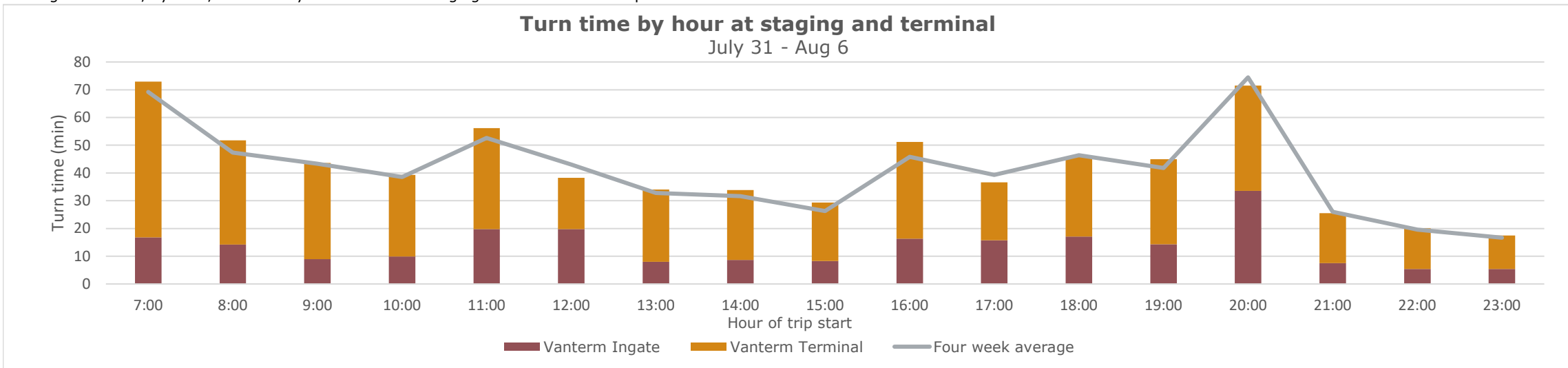
Average total time between staging entry and terminal exit

Number of trips tracked

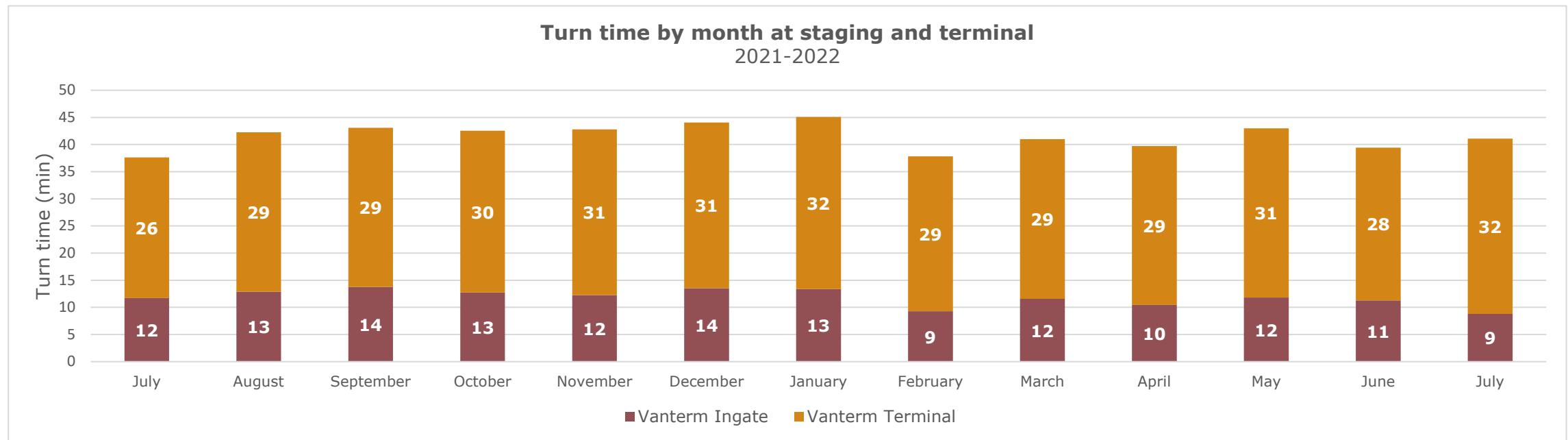
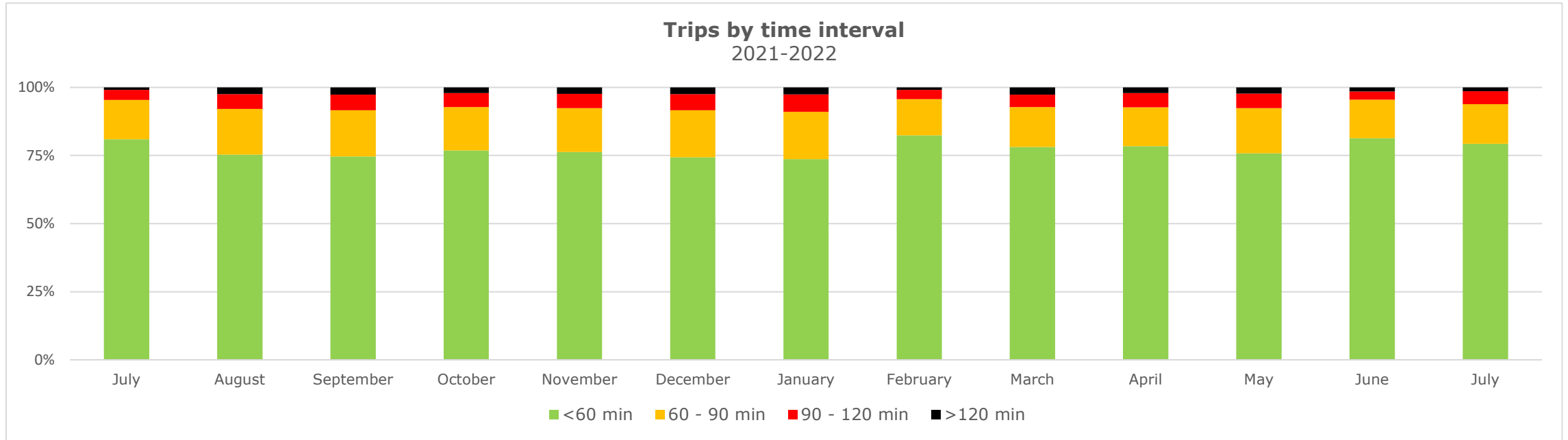
Number of trips on the terminal recorded by GPS locators during the week.

Turn time by Hour

Average turn time, by hour, recorded by GPS locators in staging and on terminal footprint



Vanterm weekly truck turn time report

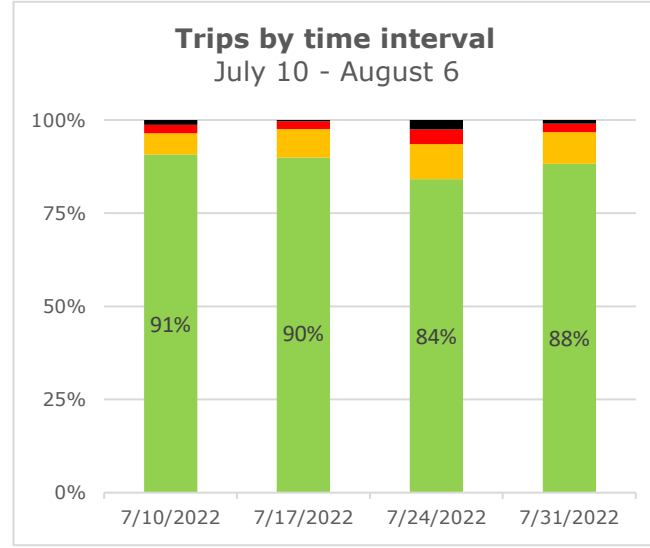
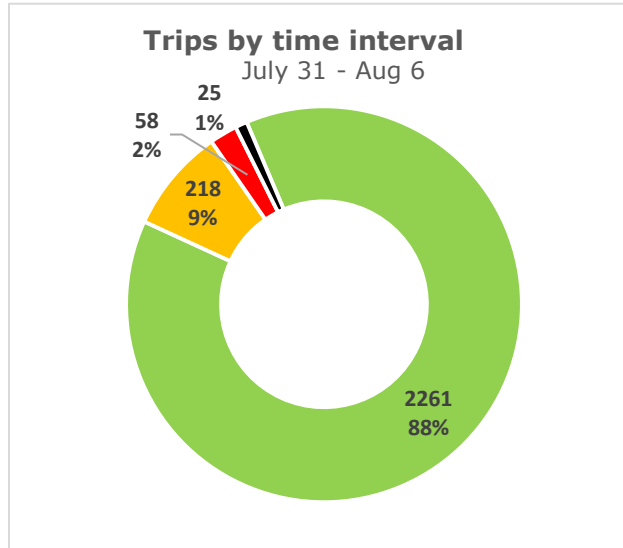


Centerm weekly truck turn time report

Reporting period: July 31 - Aug 6, 2022

Trips by Time interval

Proportion of GPS trips completed from staging in to terminal out in <60 minutes, 60-90 minutes, 90-120 minutes, and >120 minutes.



■ < 60 min
 ■ 60 - 90 min
 ■ 90 - 120 min
 ■ >120 min

Weekly statistics

Average Staging Turn Time (min)

Average time between staging entry and exit

	Day gate	Night gate	Total
Average Staging Turn Time (min) Average time between staging entry and exit	5	5	5
Average Terminal Turn Time (min) Average time between terminal entry and exit	32	28	31
Average Total Turn Time (min) Average total time between staging entry and terminal exit	37	33	36
Number of trips tracked Number of trips on the terminal recorded by GPS locators during the week.	1,881	681	2,562

Average Terminal Turn Time (min)

Average time between terminal entry and exit

Average Total Turn Time (min)

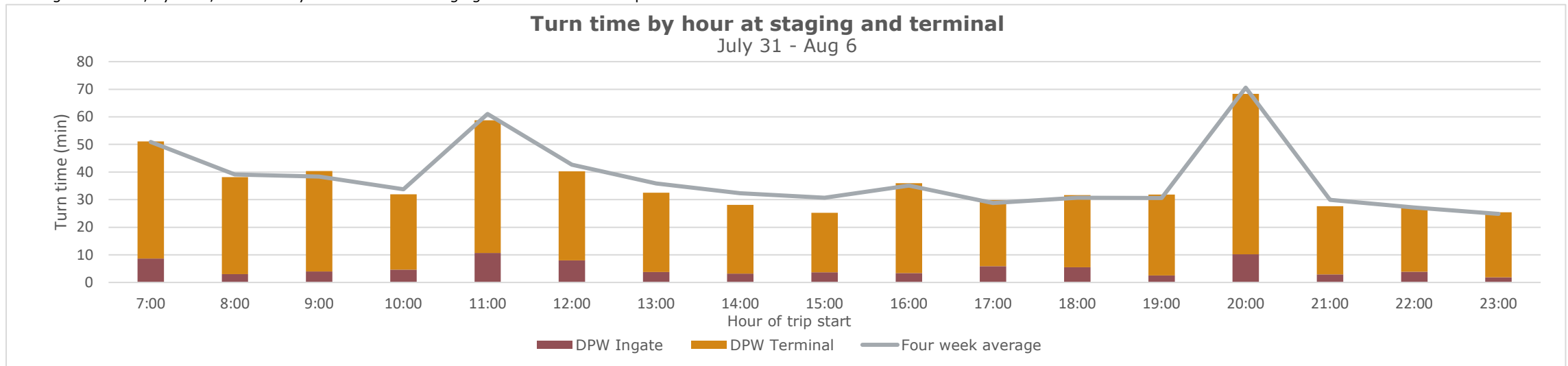
Average total time between staging entry and terminal exit

Number of trips tracked

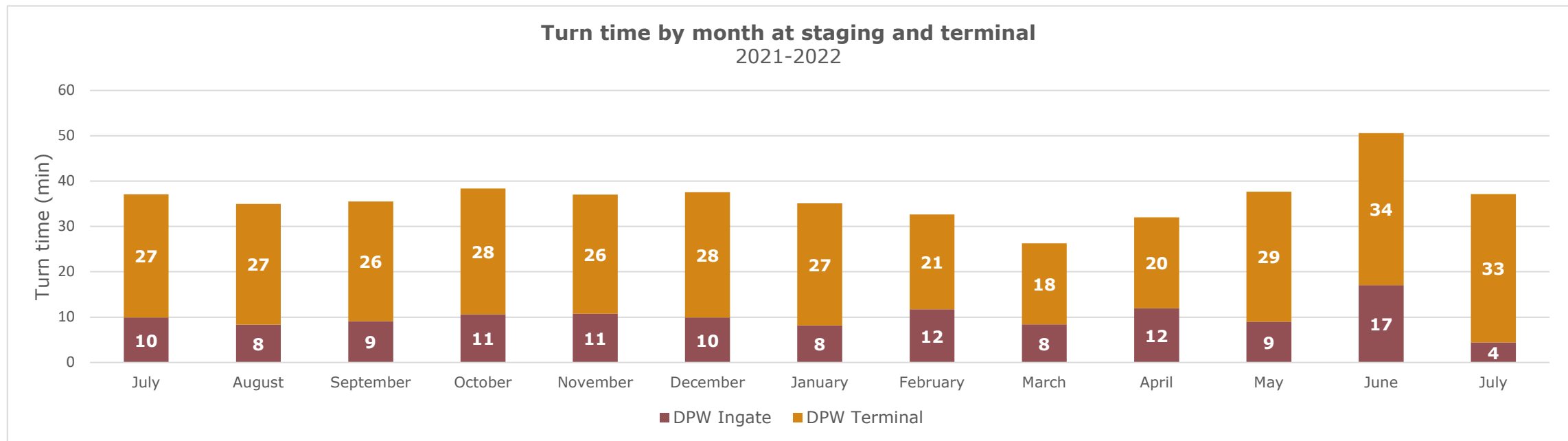
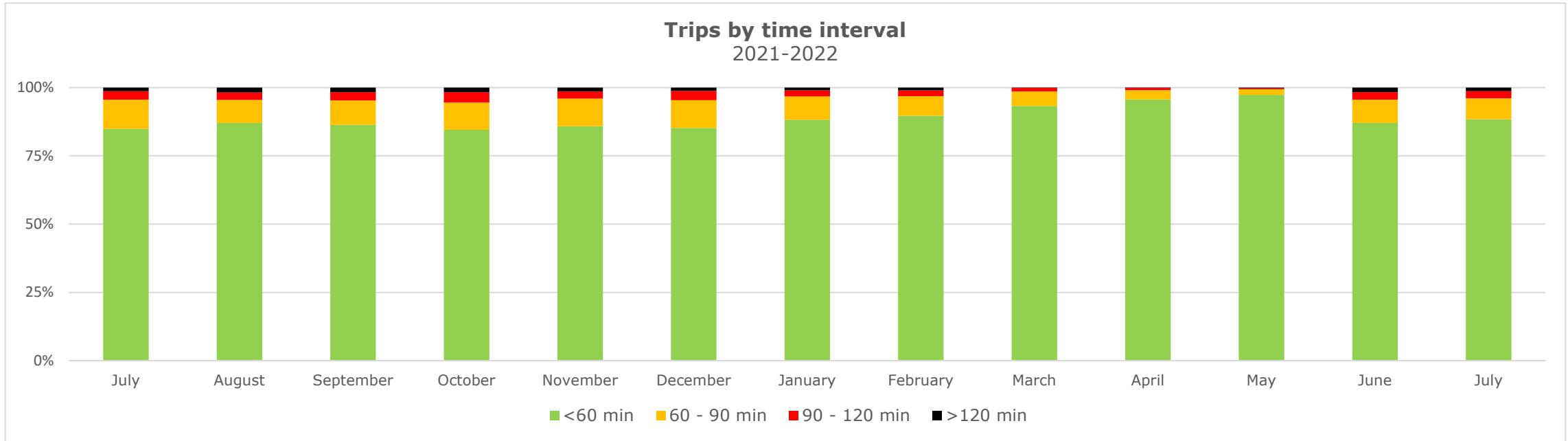
Number of trips on the terminal recorded by GPS locators during the week.

Turn time by Hour

Average turn time, by hour, recorded by GPS locators in staging and on terminal footprint



DPW-Vancouver weekly truck turn time report

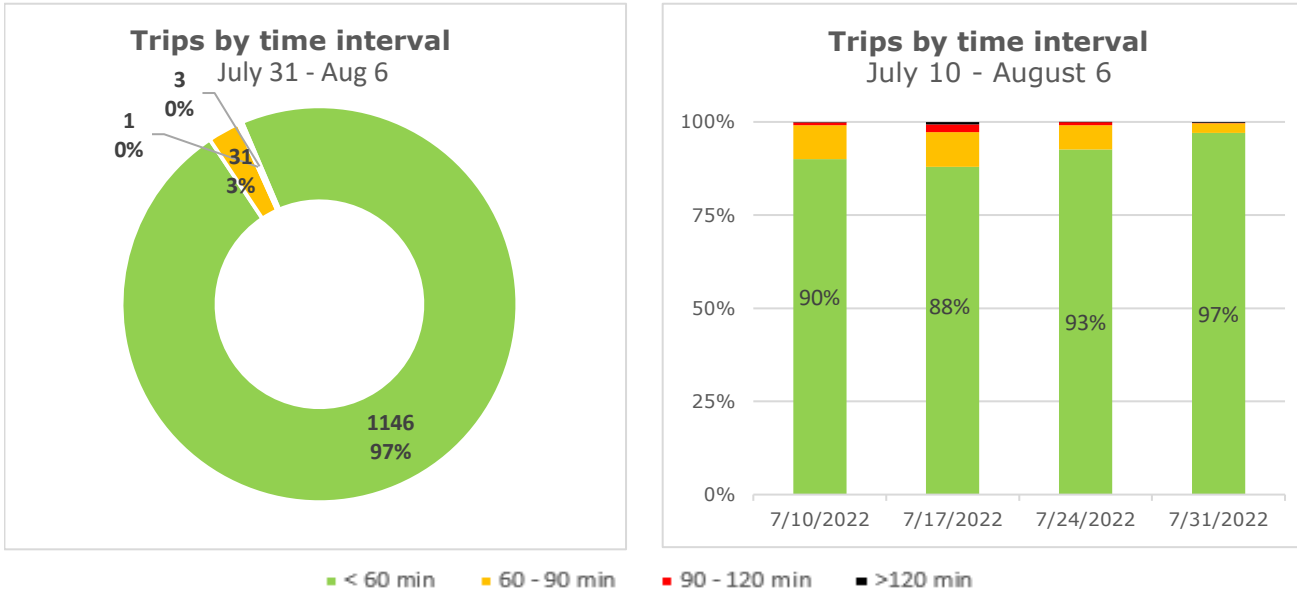


FSD weekly truck turn time report

Reporting period: July 31 - Aug 6, 2022

Trips by Time interval

Proportion of GPS trips completed from staging in to terminal out in <60 minutes, 60-90 minutes, 90-120 minutes, and >120 minutes.



Weekly statistics

Average Staging Turn Time (min)

Average time between staging entry and exit

	Day gate	Night gate	Total
Average Staging Turn Time (min) Average time between staging entry and exit	5	4	5
Average Terminal Turn Time (min) Average time between terminal entry and exit	15	15	15
Average Total Turn Time (min) Average total time between staging entry and terminal exit	20	19	20
Number of trips tracked Number of trips on the terminal recorded by GPS locators during the week.	840	341	1,181

Average Terminal Turn Time (min)

Average time between terminal entry and exit

Average Total Turn Time (min)

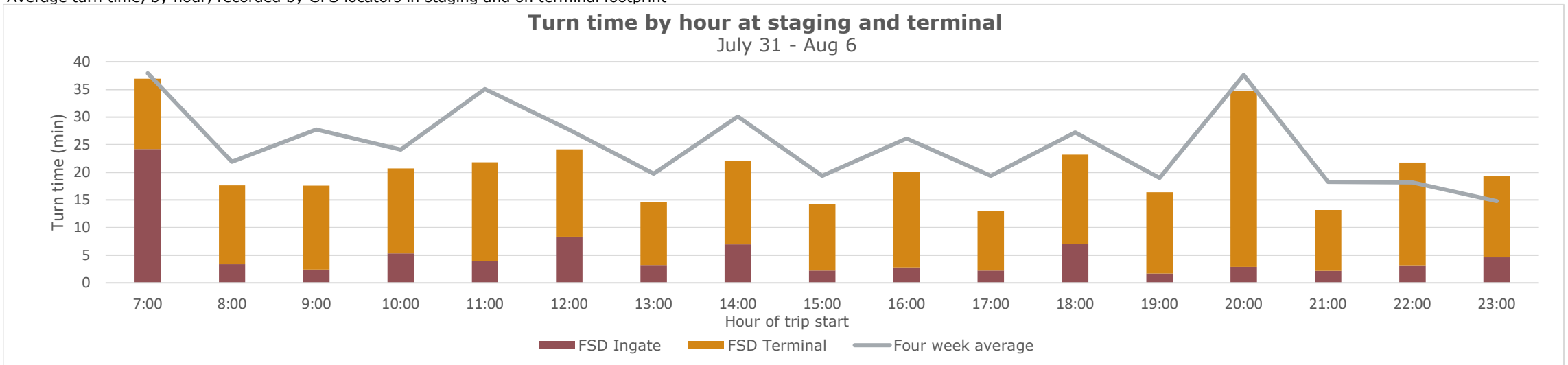
Average total time between staging entry and terminal exit

Number of trips tracked

Number of trips on the terminal recorded by GPS locators during the week.

Turn time by Hour

Average turn time, by hour, recorded by GPS locators in staging and on terminal footprint



FSD weekly truck turn time report

