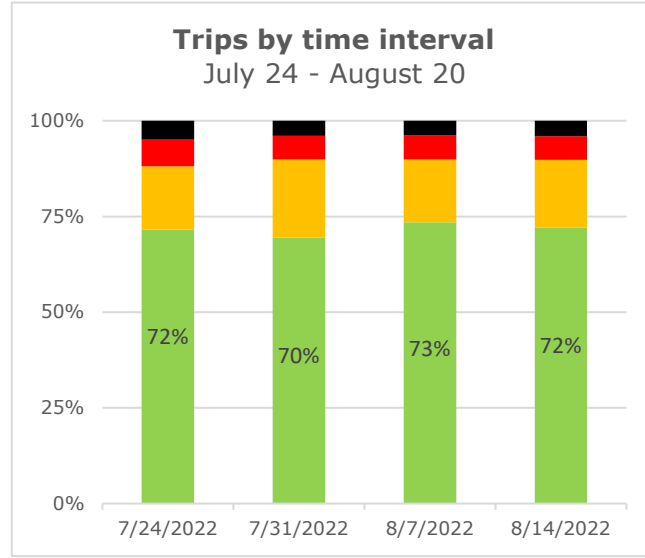
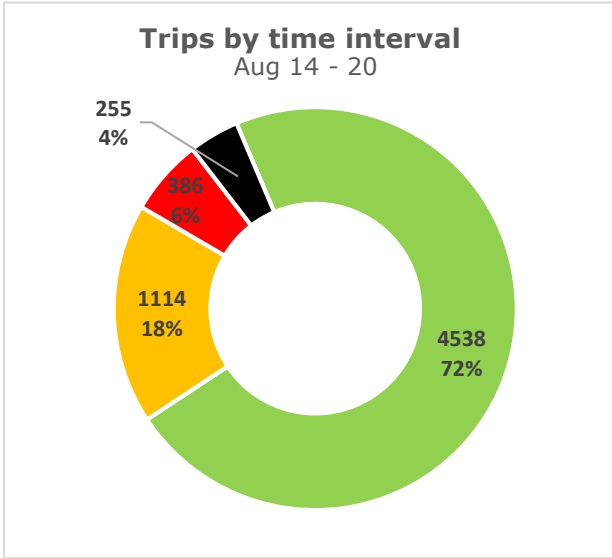


Deltaport weekly truck turn time report

Reporting period: Aug 14 - 20, 2022

Trips by Time interval

Proportion of GPS trips completed from staging in to terminal out in <60 minutes, 60-90 minutes, 90-120 minutes, and >120 minutes.



■ < 60 min
 ■ 60 - 90 min
 ■ 90 - 120 min
 ■ >120 min

Weekly statistics

Average Staging Turn Time (min)

Average time between staging entry and exit

	Day gate	Night gate	Total
Average Staging Turn Time (min) Average time between staging entry and exit	16	17	16
Average Terminal Turn Time (min) Average time between terminal entry and exit	32	28	31
Average Total Turn Time (min) Average total time between staging entry and terminal exit	48	44	47
Number of trips tracked Number of trips on the terminal recorded by GPS locators during the week.	5,114	1,179	6,293

Average Terminal Turn Time (min)

Average time between terminal entry and exit

Average Total Turn Time (min)

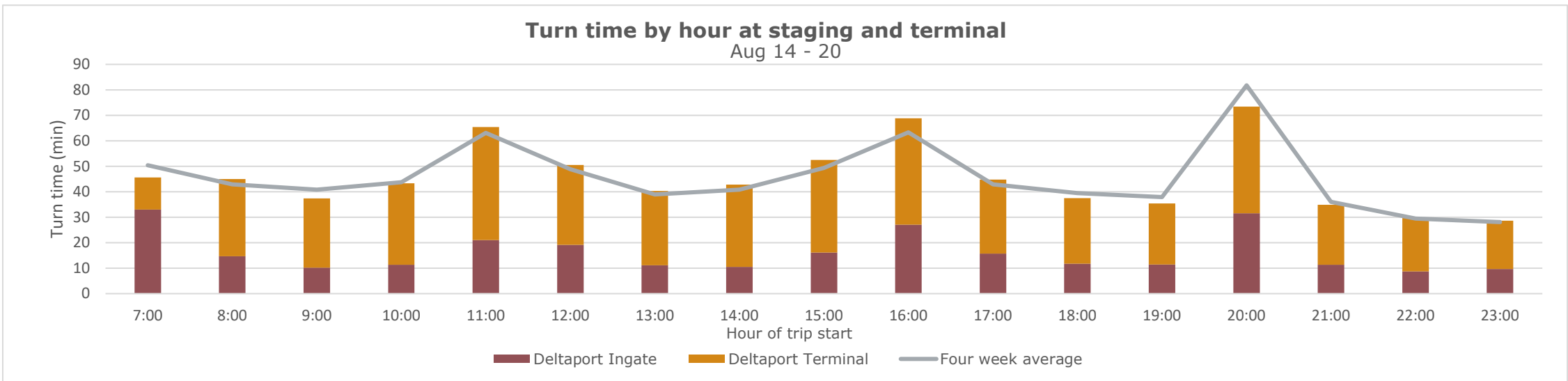
Average total time between staging entry and terminal exit

Number of trips tracked

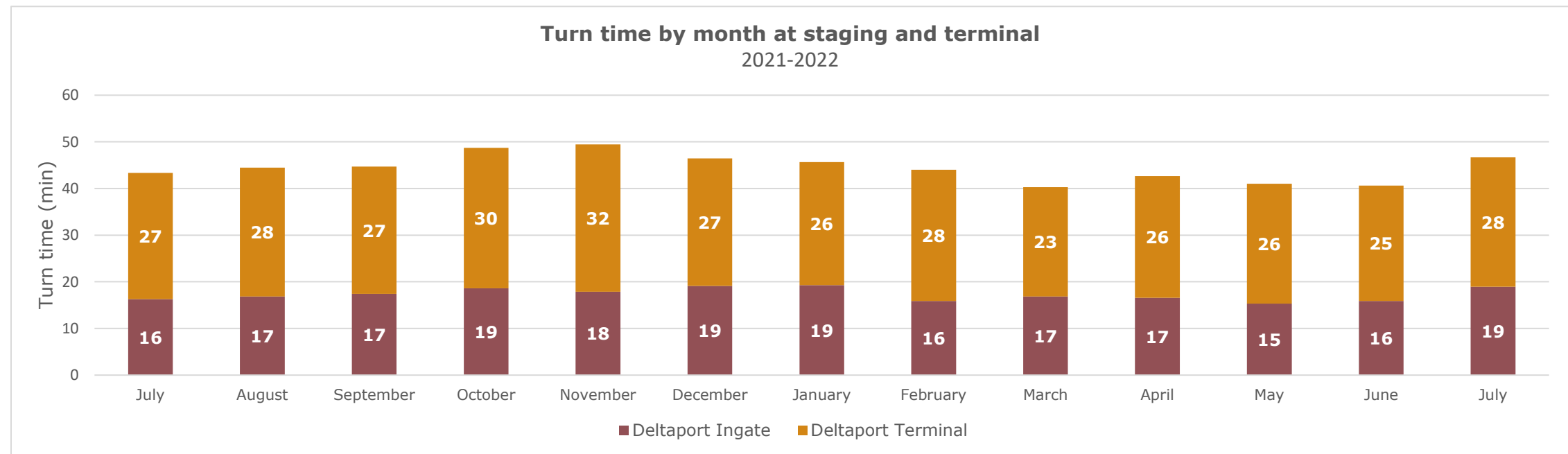
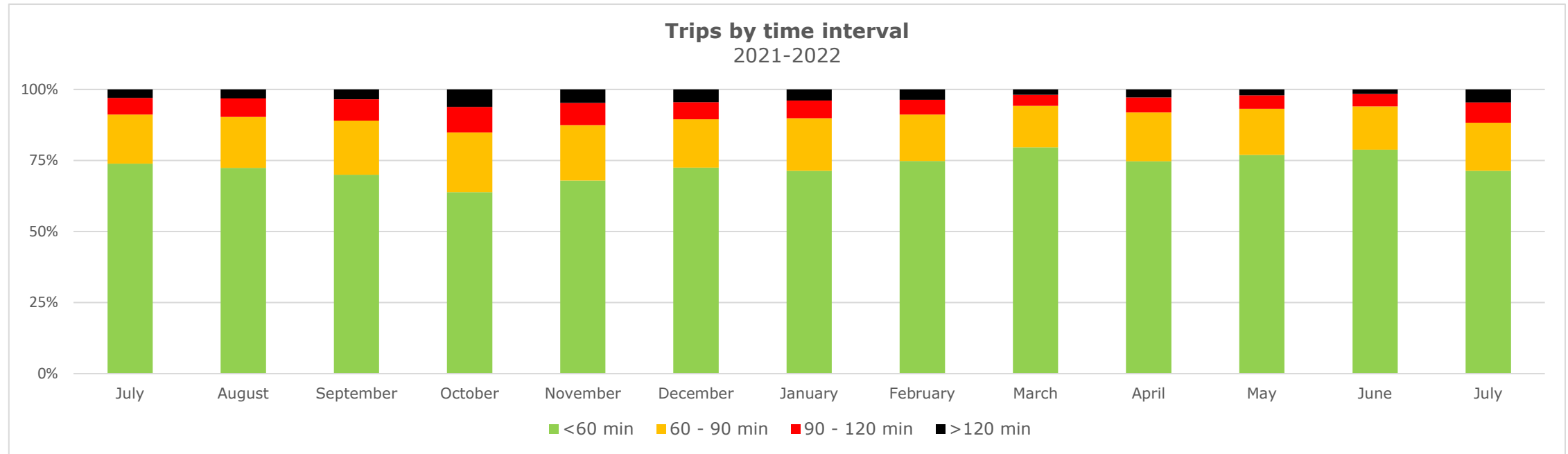
Number of trips on the terminal recorded by GPS locators during the week.

Turn time by Hour

Average turn time, by hour, recorded by GPS locators in staging and on terminal footprint



Deltaport weekly truck turn time report

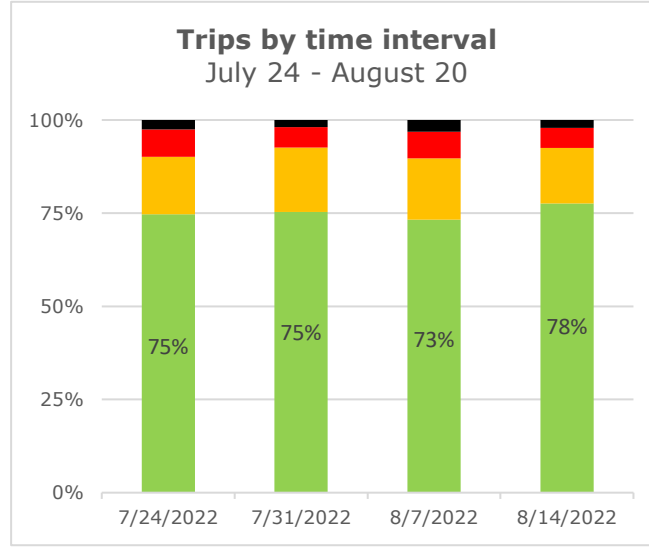
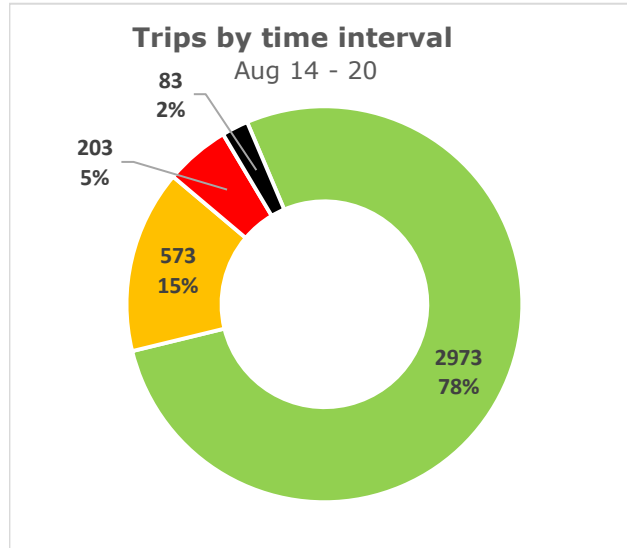


Vanterm weekly truck turn time report

Reporting period: Aug 14 - 20, 2022

Trips by Time interval

Proportion of GPS trips completed from staging in to terminal out in <60 minutes, 60-90 minutes, 90-120 minutes, and >120 minutes.



■ < 60 min
 ■ 60 - 90 min
 ■ 90 - 120 min
 ■ >120 min

Weekly statistics

Average Staging Turn Time (min)

Average time between staging entry and exit

	Day gate	Night gate	Total
Average Staging Turn Time (min) Average time between staging entry and exit	13	11	12
Average Terminal Turn Time (min) Average time between terminal entry and exit	31	29	30
Average Total Turn Time (min) Average total time between staging entry and terminal exit	44	40	43
Number of trips tracked Number of trips on the terminal recorded by GPS locators during the week.	2,977	855	3,832

Average Terminal Turn Time (min)

Average time between terminal entry and exit

Average Total Turn Time (min)

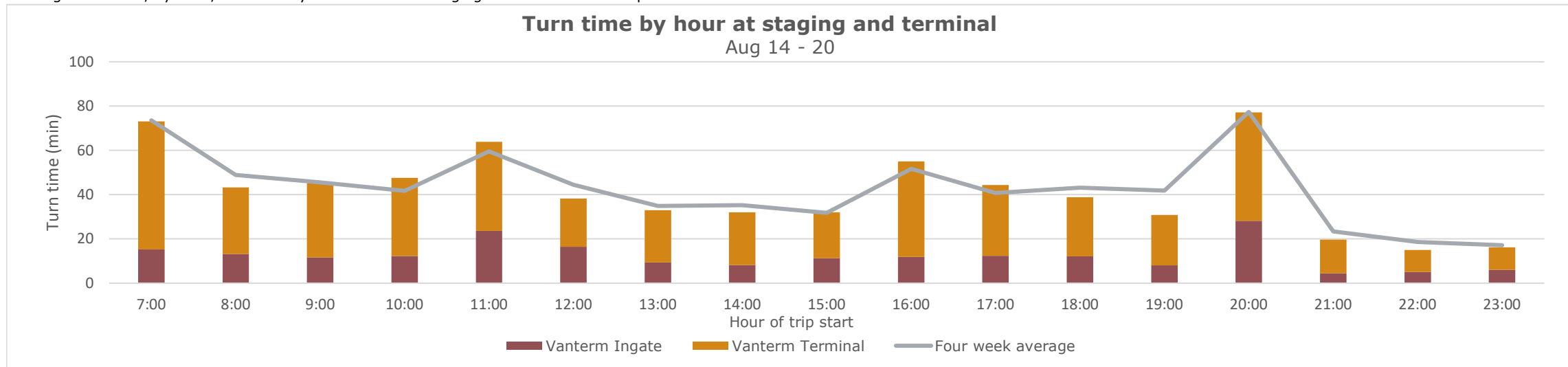
Average total time between staging entry and terminal exit

Number of trips tracked

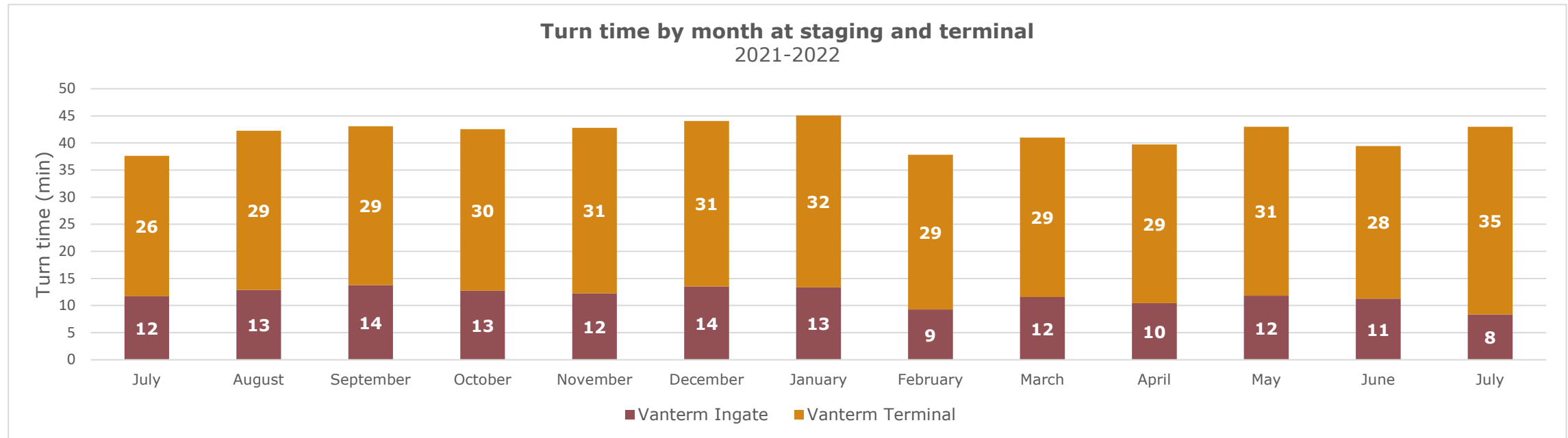
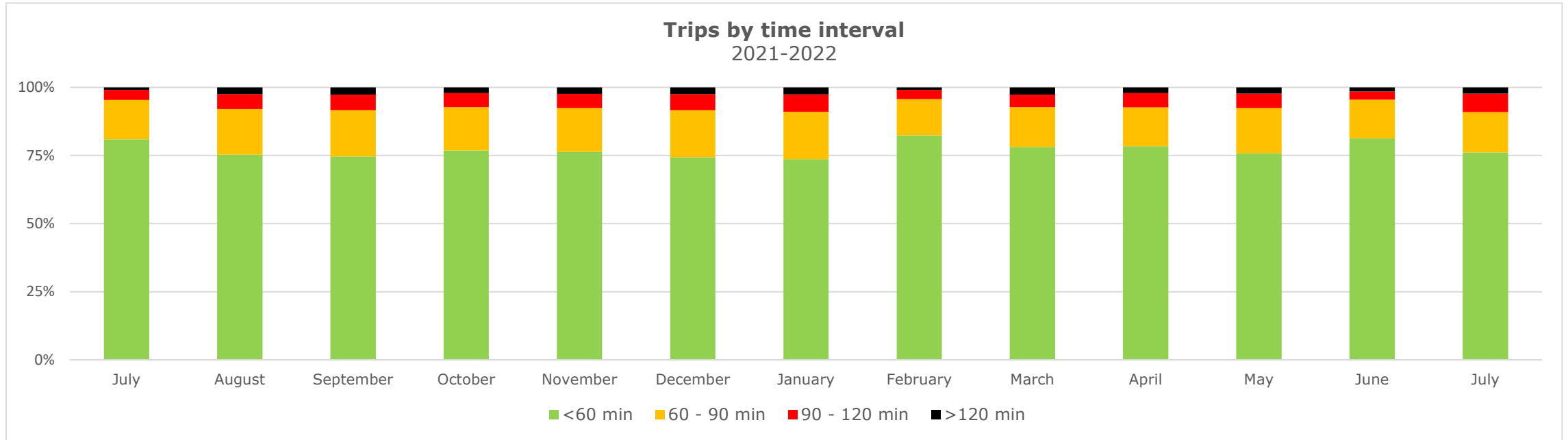
Number of trips on the terminal recorded by GPS locators during the week.

Turn time by Hour

Average turn time, by hour, recorded by GPS locators in staging and on terminal footprint



Vanterm weekly truck turn time report

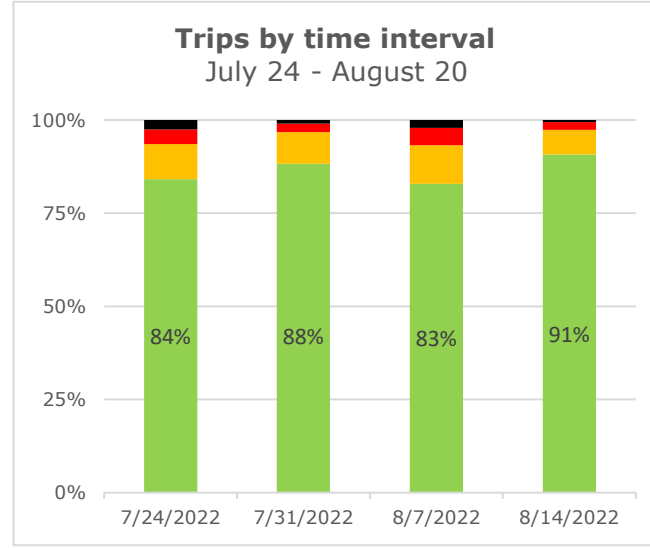
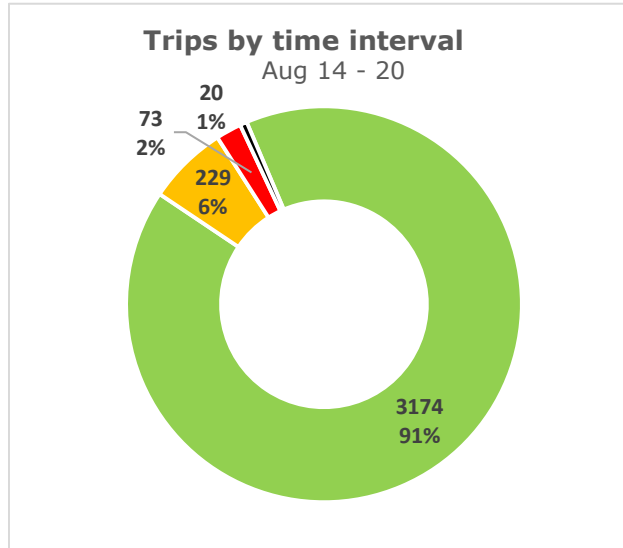


Centerm weekly truck turn time report

Reporting period: Aug 14 - 20, 2022

Trips by Time interval

Proportion of GPS trips completed from staging in to terminal out in <60 minutes, 60-90 minutes, 90-120 minutes, and >120 minutes.



■ < 60 min
 ■ 60 - 90 min
 ■ 90 - 120 min
 ■ >120 min

Weekly statistics

Average Staging Turn Time (min)

Average time between staging entry and exit

	Day gate	Night gate	Total
Average Staging Turn Time (min) Average time between staging entry and exit	4	4	4
Average Terminal Turn Time (min) Average time between terminal entry and exit	30	33	31
Average Total Turn Time (min) Average total time between staging entry and terminal exit	34	36	35
Number of trips tracked Number of trips on the terminal recorded by GPS locators during the week.	1,970	1,526	3,496

Average Terminal Turn Time (min)

Average time between terminal entry and exit

Average Total Turn Time (min)

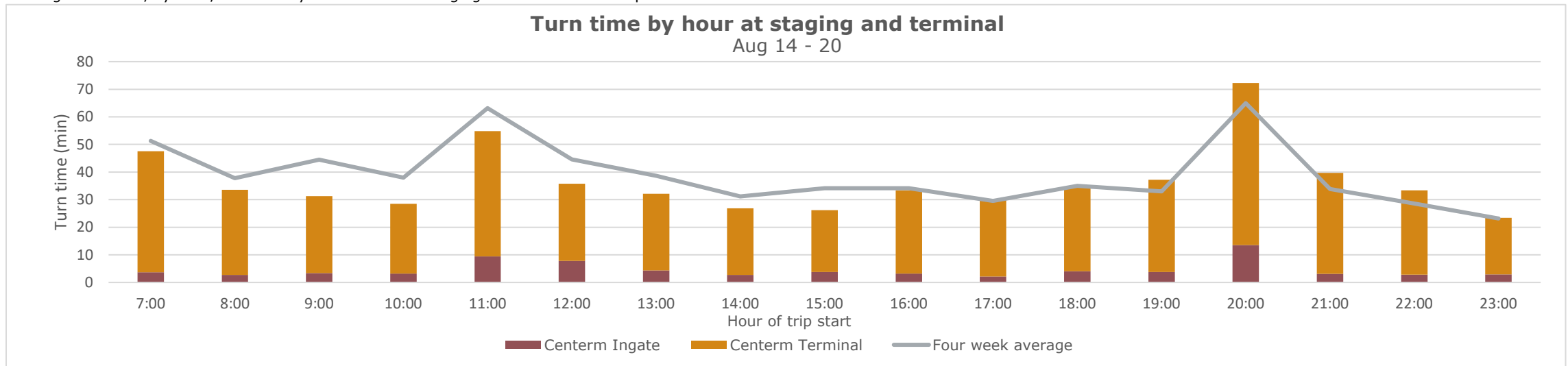
Average total time between staging entry and terminal exit

Number of trips tracked

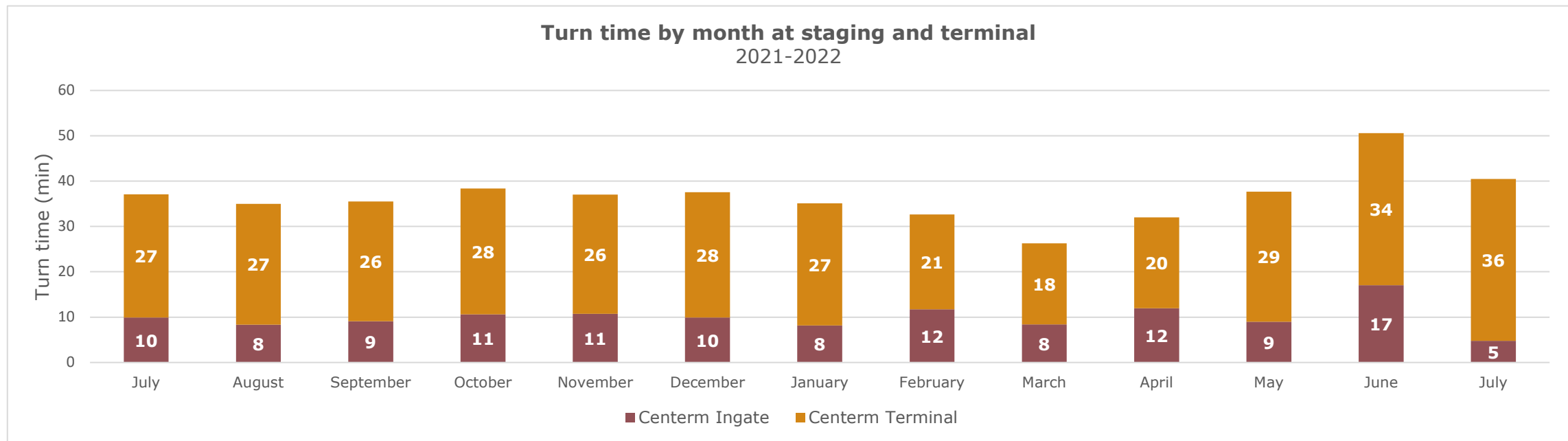
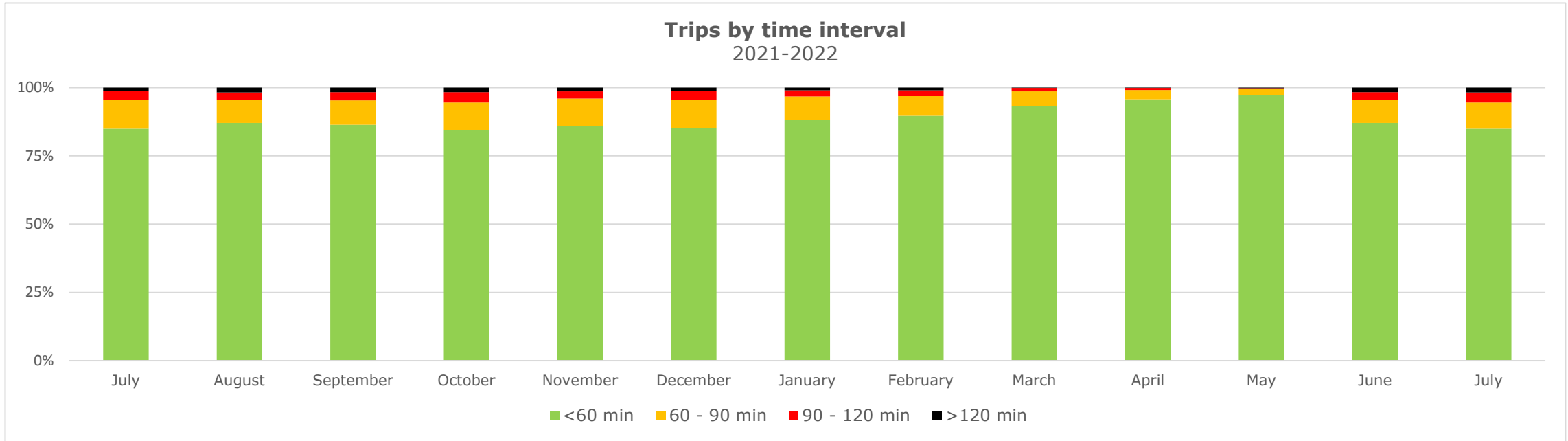
Number of trips on the terminal recorded by GPS locators during the week.

Turn time by Hour

Average turn time, by hour, recorded by GPS locators in staging and on terminal footprint



Centerm weekly truck turn time report

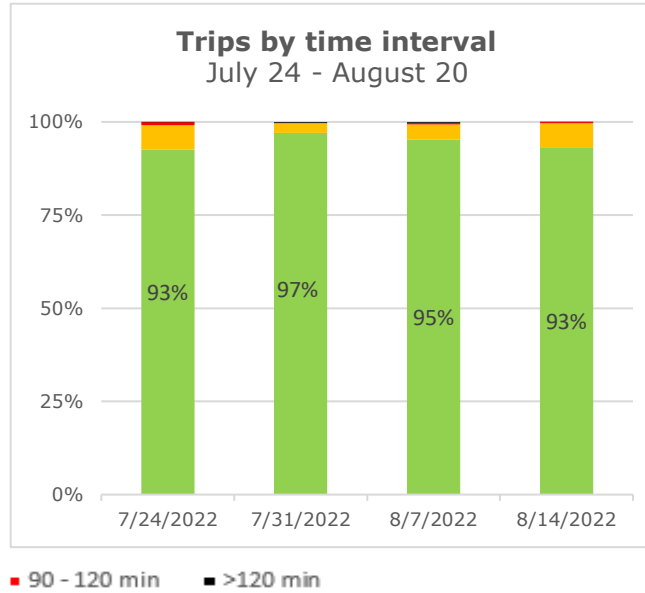
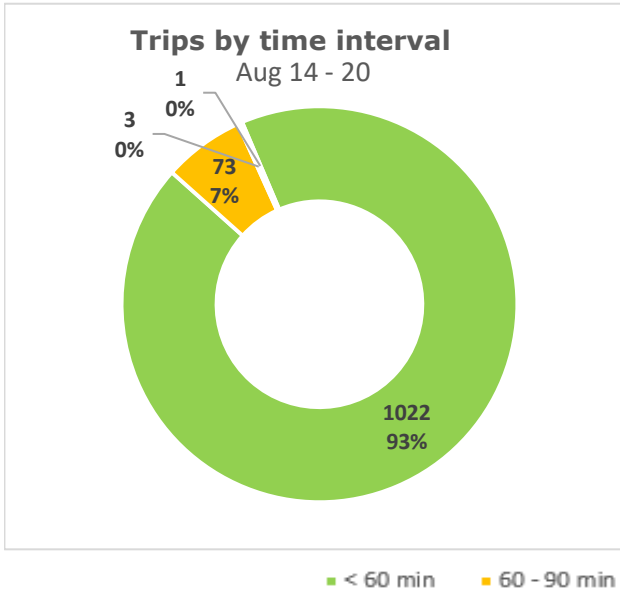


FSD weekly truck turn time report

Reporting period: Aug 14 - 20, 2022

Trips by Time interval

Proportion of GPS trips completed from staging in to terminal out in <60 minutes, 60-90 minutes, 90-120 minutes, and >120 minutes.



Weekly statistics

Average Staging Turn Time (min)

Average time between staging entry and exit

	Day gate	Night gate	Total
Average Staging Turn Time (min) Average time between staging entry and exit	6	5	6
Average Terminal Turn Time (min) Average time between terminal entry and exit	16	19	17
Average Total Turn Time (min) Average total time between staging entry and terminal exit	22	24	23
Number of trips tracked Number of trips on the terminal recorded by GPS locators during the week.	869	230	1,099

Average Terminal Turn Time (min)

Average time between terminal entry and exit

Average Total Turn Time (min)

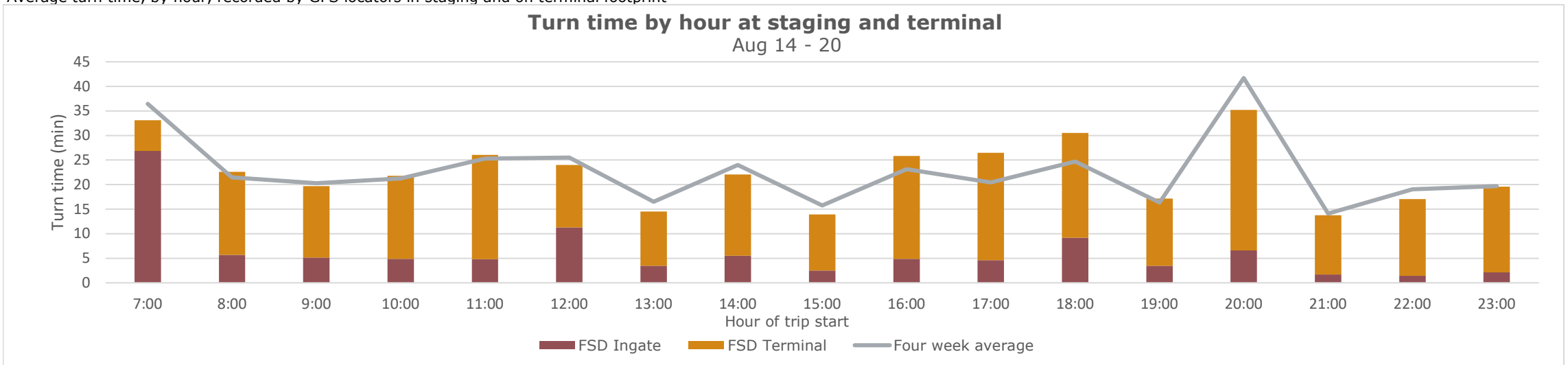
Average total time between staging entry and terminal exit

Number of trips tracked

Number of trips on the terminal recorded by GPS locators during the week.

Turn time by Hour

Average turn time, by hour, recorded by GPS locators in staging and on terminal footprint



FSD weekly truck turn time report

