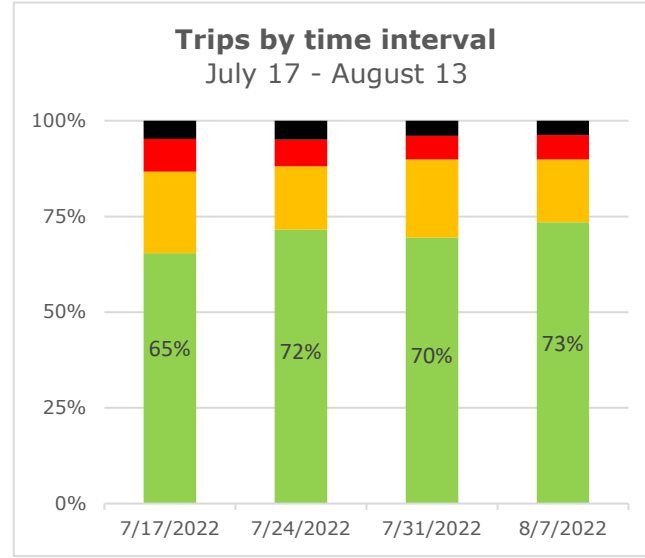
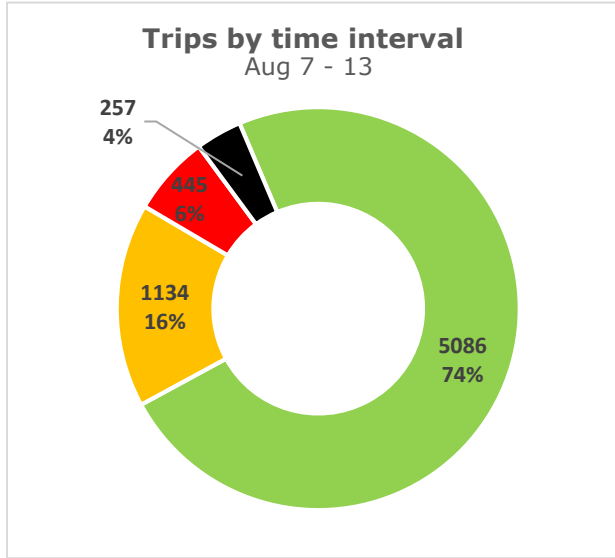


Deltaport weekly truck turn time report

Reporting period: Aug 7 - 13, 2022

Trips by Time interval

Proportion of GPS trips completed from staging in to terminal out in <60 minutes, 60-90 minutes, 90-120 minutes, and >120 minutes.



■ < 60 min
 ■ 60 - 90 min
 ■ 90 - 120 min
 ■ >120 min

Weekly statistics

Average Staging Turn Time (min)

Average time between staging entry and exit

	Day gate	Night gate	Total
Average Staging Turn Time (min) Average time between staging entry and exit	16	16	16
Average Terminal Turn Time (min) Average time between terminal entry and exit	30	22	28
Average Total Turn Time (min) Average total time between staging entry and terminal exit	46	39	44
Number of trips tracked Number of trips on the terminal recorded by GPS locators during the week.	4,996	1,926	6,922

Average Terminal Turn Time (min)

Average time between terminal entry and exit

Average Total Turn Time (min)

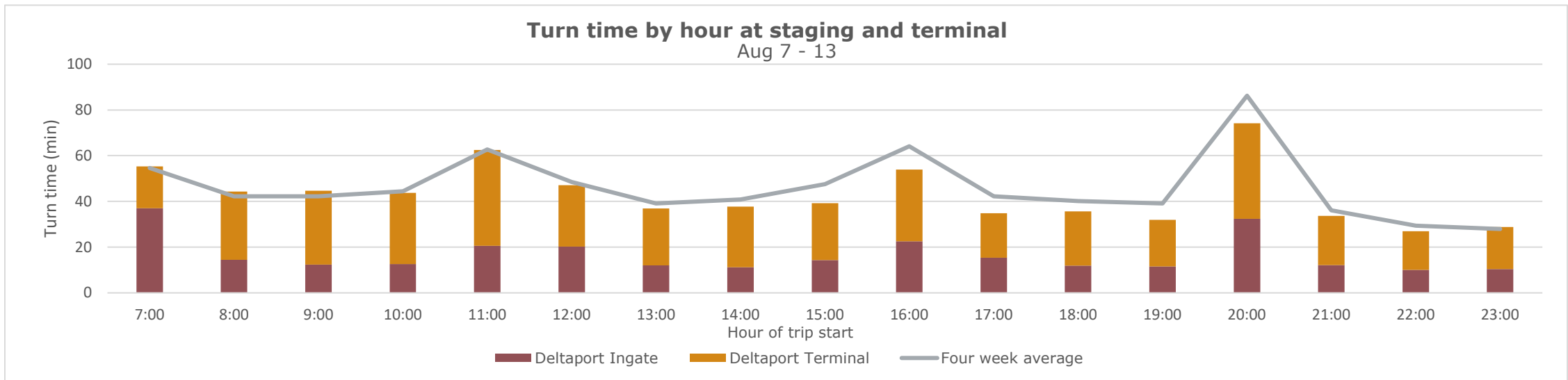
Average total time between staging entry and terminal exit

Number of trips tracked

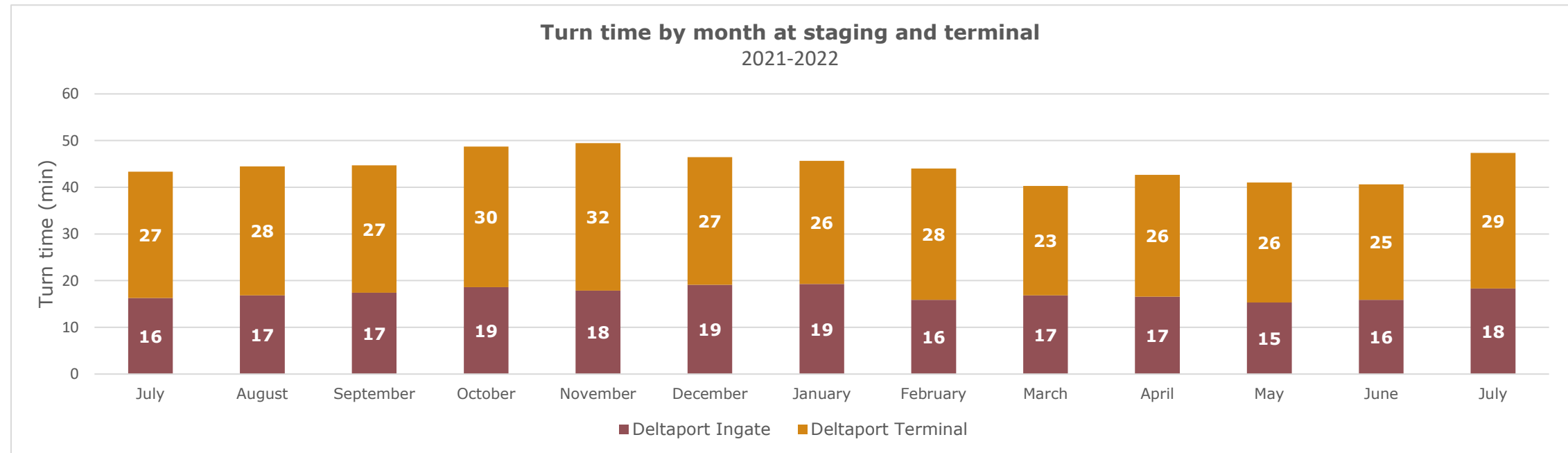
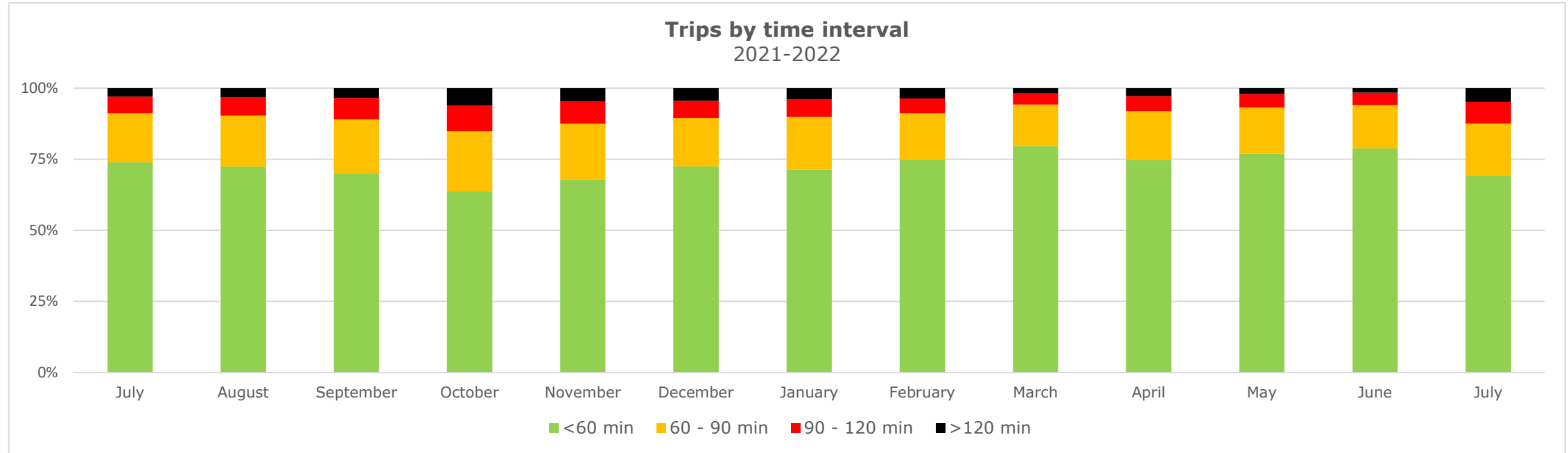
Number of trips on the terminal recorded by GPS locators during the week.

Turn time by Hour

Average turn time, by hour, recorded by GPS locators in staging and on terminal footprint



Deltaport weekly truck turn time report

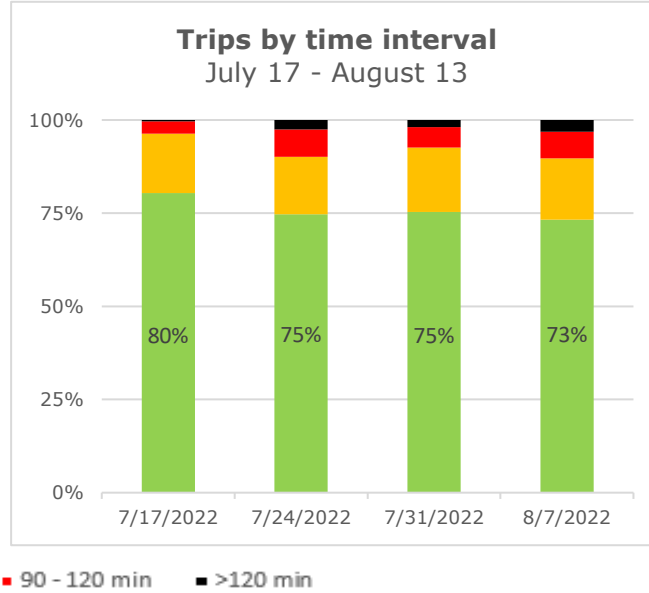
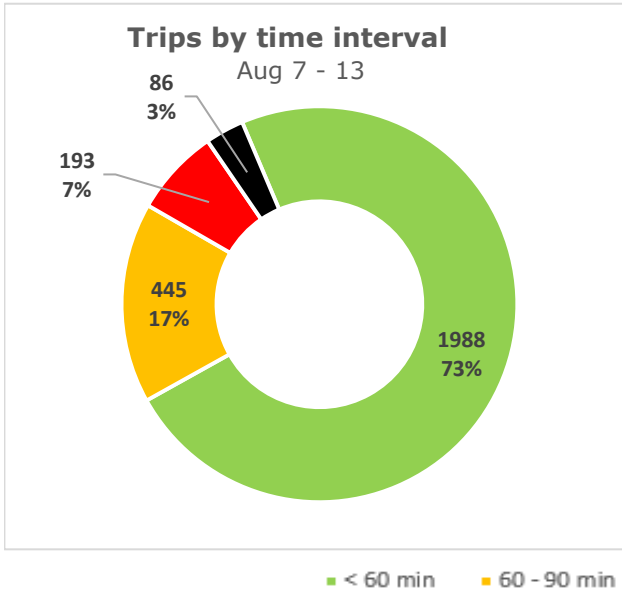


Vanterm weekly truck turn time report

Reporting period: Aug 7 - 13, 2022

Trips by Time interval

Proportion of GPS trips completed from staging in to terminal out in <60 minutes, 60-90 minutes, 90-120 minutes, and >120 minutes.



Weekly statistics

Average Staging Turn Time (min)

Average time between staging entry and exit

	Day gate	Night gate	Total
Average Staging Turn Time (min) Average time between staging entry and exit	11	9	10
Average Terminal Turn Time (min) Average time between terminal entry and exit	37	32	36
Average Total Turn Time (min) Average total time between staging entry and terminal exit	48	41	46
Number of trips tracked Number of trips on the terminal recorded by GPS locators during the week.	2,026	686	2,712

Average Terminal Turn Time (min)

Average time between terminal entry and exit

Average Total Turn Time (min)

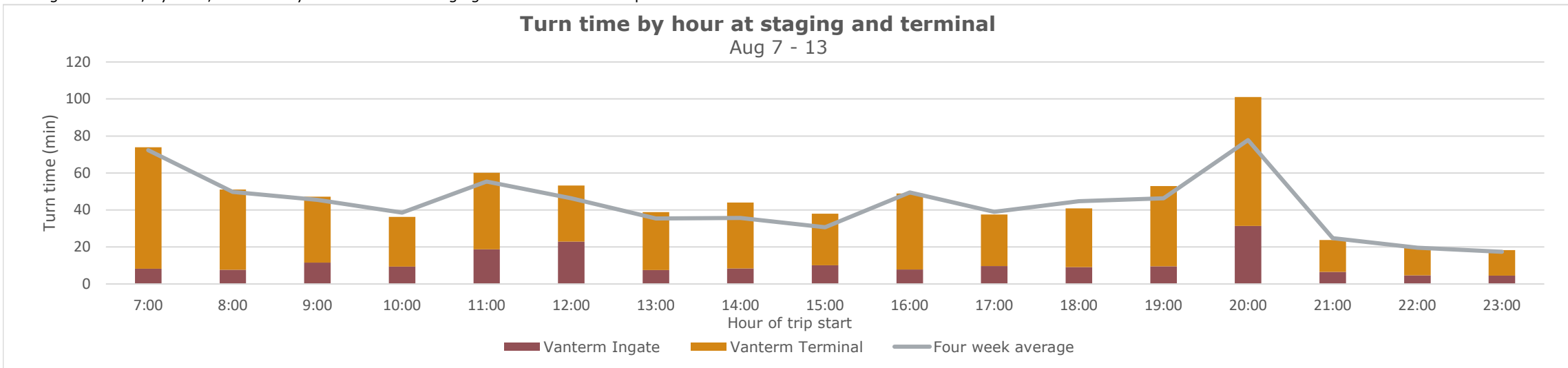
Average total time between staging entry and terminal exit

Number of trips tracked

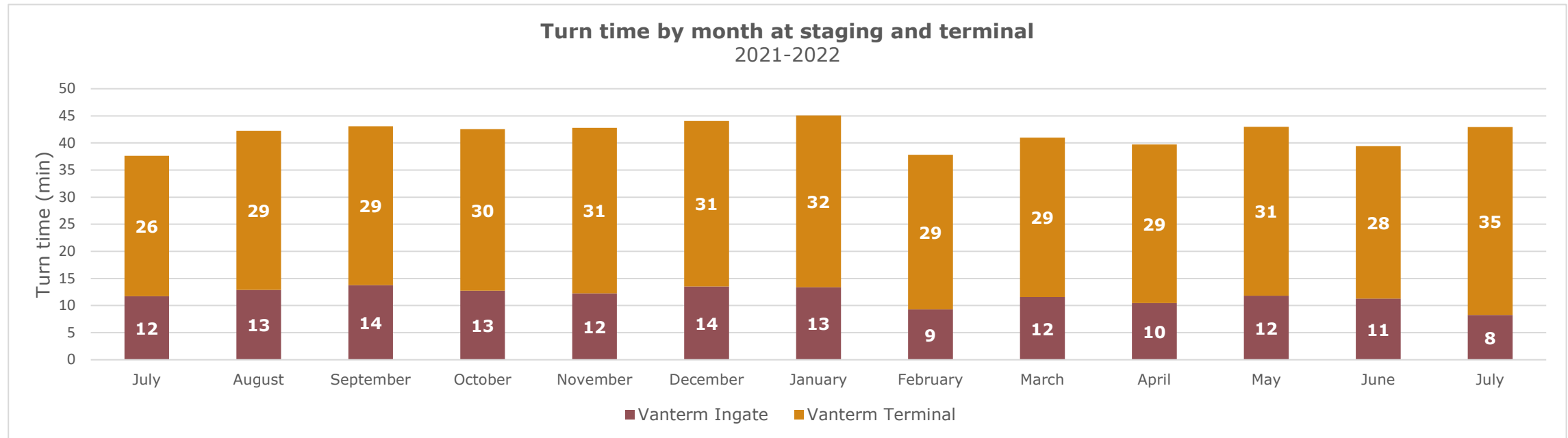
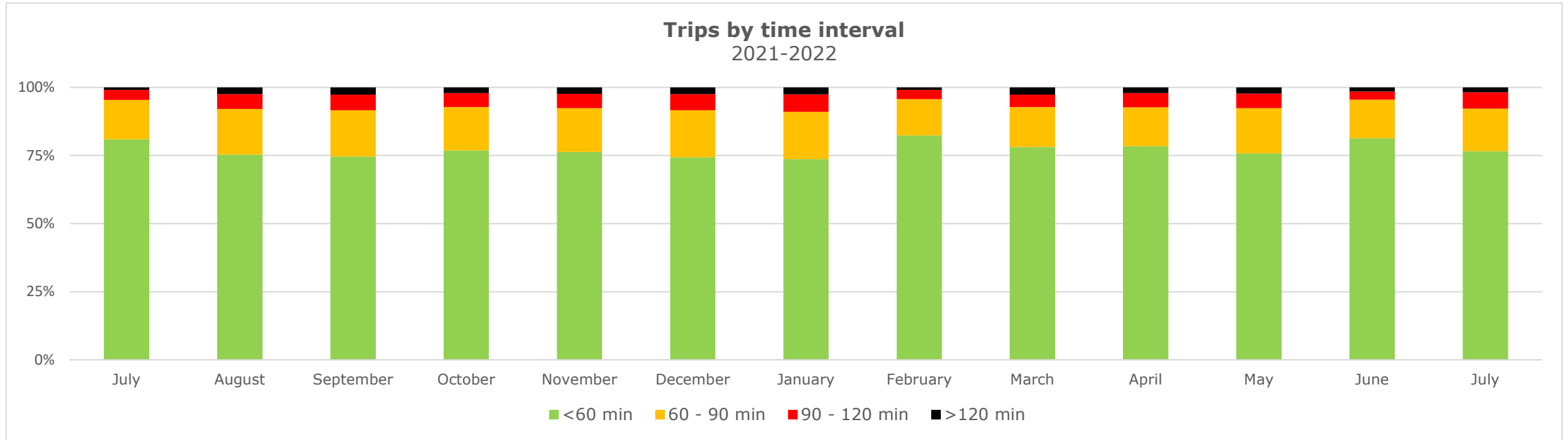
Number of trips on the terminal recorded by GPS locators during the week.

Turn time by Hour

Average turn time, by hour, recorded by GPS locators in staging and on terminal footprint



Vanterm weekly truck turn time report

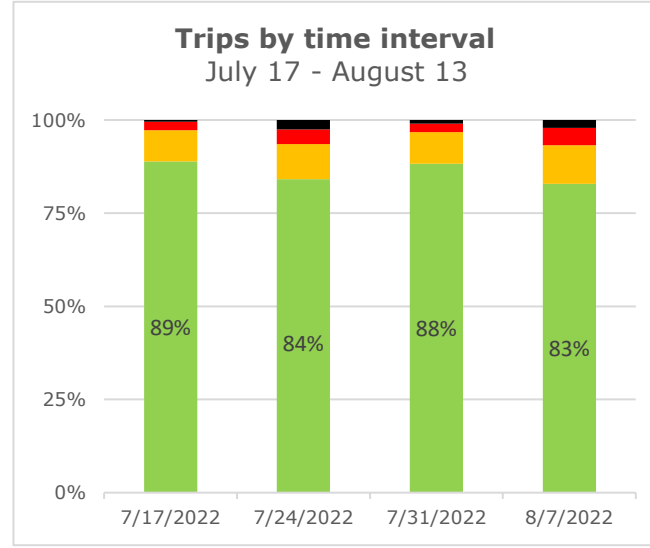
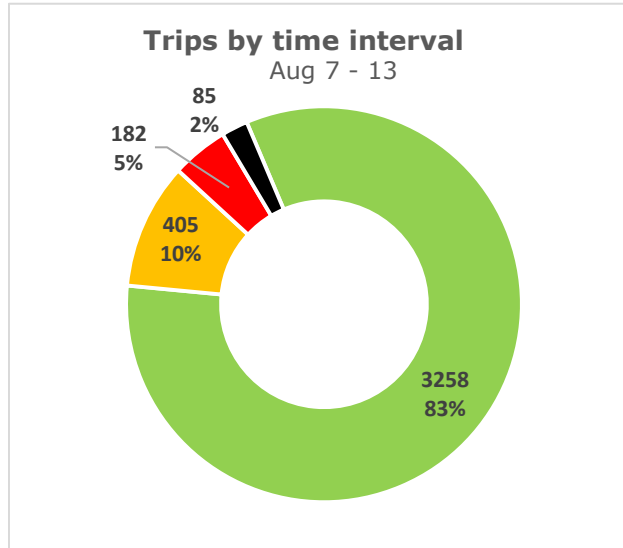


Centerm weekly truck turn time report

Reporting period: Aug 7 - 13, 2022

Trips by Time interval

Proportion of GPS trips completed from staging in to terminal out in <60 minutes, 60-90 minutes, 90-120 minutes, and >120 minutes.



Legend: < 60 min (green), 60 - 90 min (yellow), 90 - 120 min (red), >120 min (black)

Weekly statistics

Average Staging Turn Time (min)

Average time between staging entry and exit

	Day gate	Night gate	Total
Average Staging Turn Time (min) Average time between staging entry and exit	5	4	4
Average Terminal Turn Time (min) Average time between terminal entry and exit	41	30	37
Average Total Turn Time (min) Average total time between staging entry and terminal exit	45	33	42
Number of trips tracked Number of trips on the terminal recorded by GPS locators during the week.	2,711	1,219	3,930

Average Terminal Turn Time (min)

Average time between terminal entry and exit

Average Total Turn Time (min)

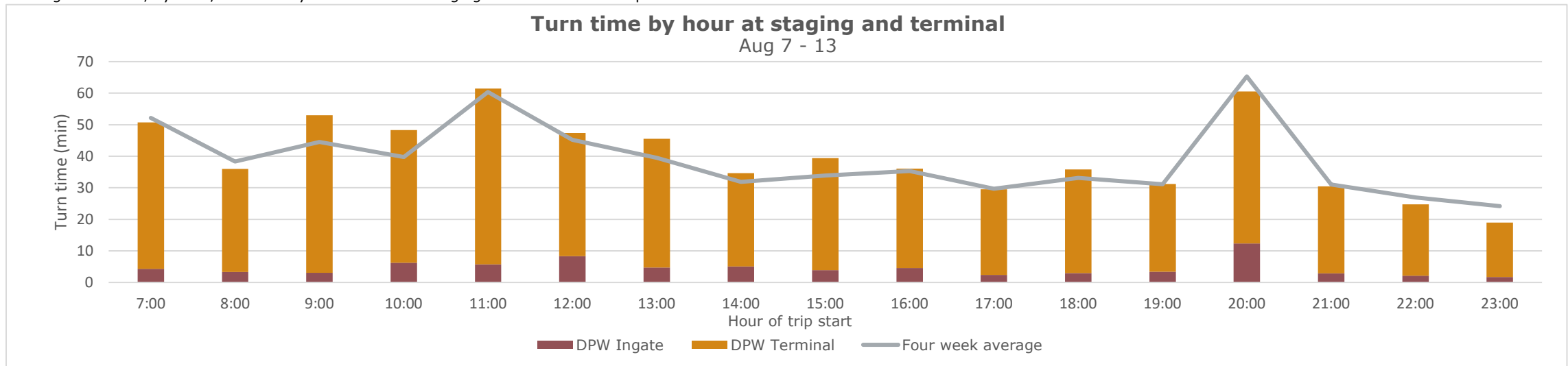
Average total time between staging entry and terminal exit

Number of trips tracked

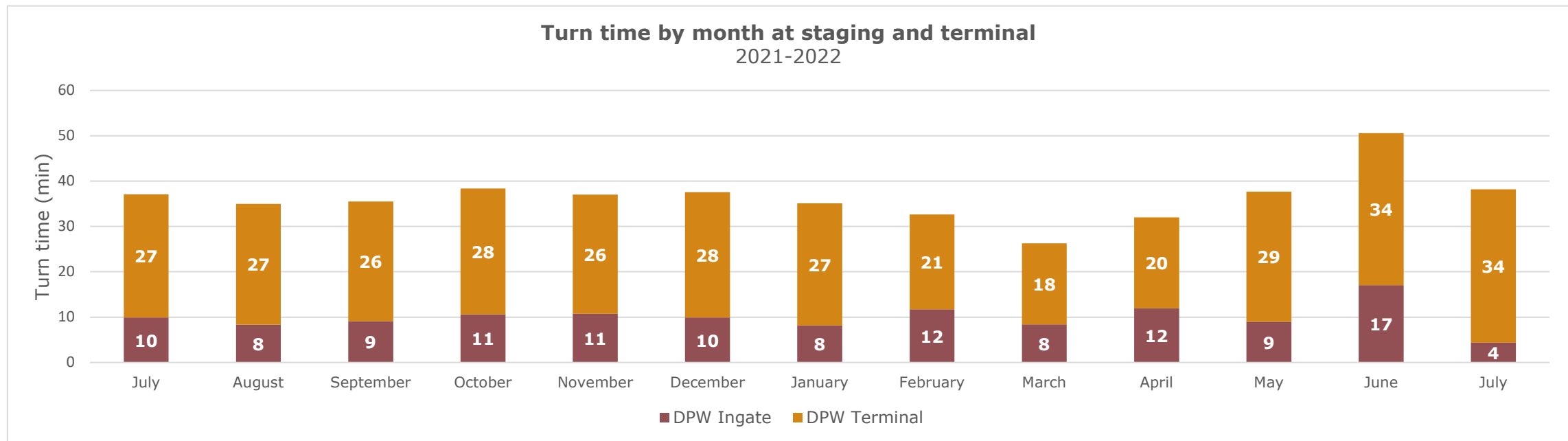
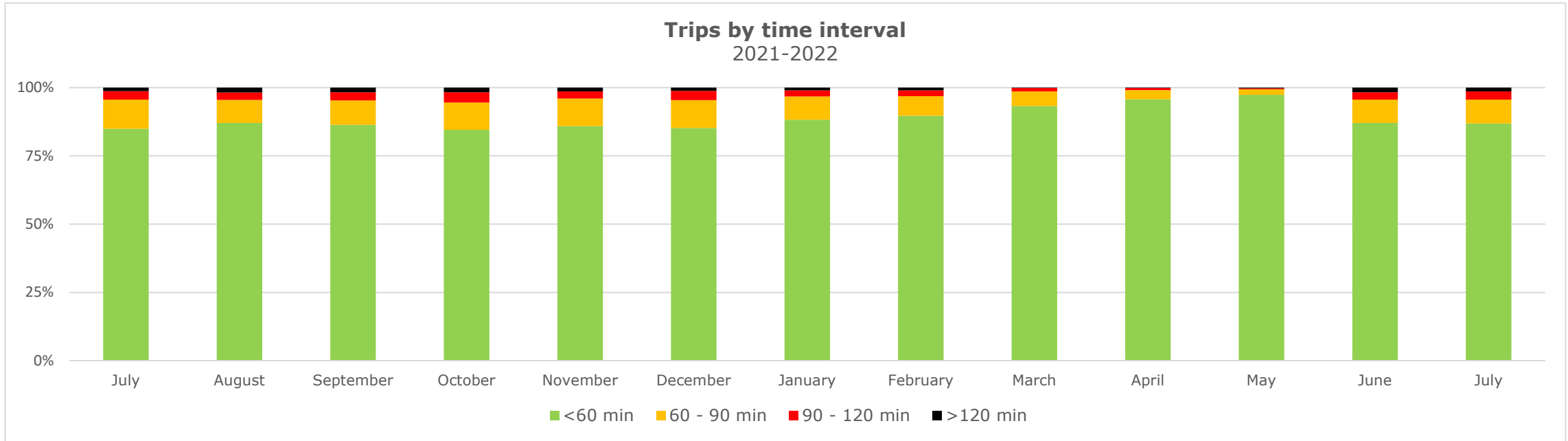
Number of trips on the terminal recorded by GPS locators during the week.

Turn time by Hour

Average turn time, by hour, recorded by GPS locators in staging and on terminal footprint



DPW-Vancouver weekly truck turn time report

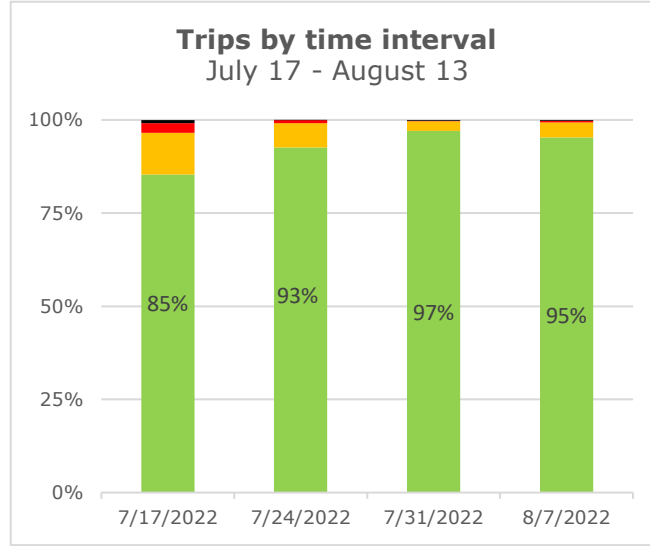
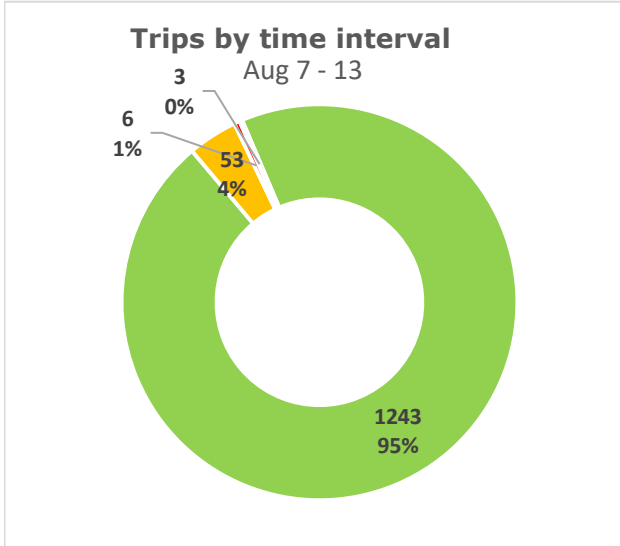


FSD weekly truck turn time report

Reporting period: Aug 7 - 13, 2022

Trips by Time interval

Proportion of GPS trips completed from staging in to terminal out in <60 minutes, 60-90 minutes, 90-120 minutes, and >120 minutes.



■ < 60 min
 ■ 60 - 90 min
 ■ 90 - 120 min
 ■ >120 min

Weekly statistics

Average Staging Turn Time (min)

Average time between staging entry and exit

	Day gate	Night gate	Total
Average Staging Turn Time (min) Average time between staging entry and exit	8	5	8
Average Terminal Turn Time (min) Average time between terminal entry and exit	16	16	16
Average Total Turn Time (min) Average total time between staging entry and terminal exit	24	21	23
Number of trips tracked Number of trips on the terminal recorded by GPS locators during the week.	1,013	292	1,305

Average Terminal Turn Time (min)

Average time between terminal entry and exit

Average Total Turn Time (min)

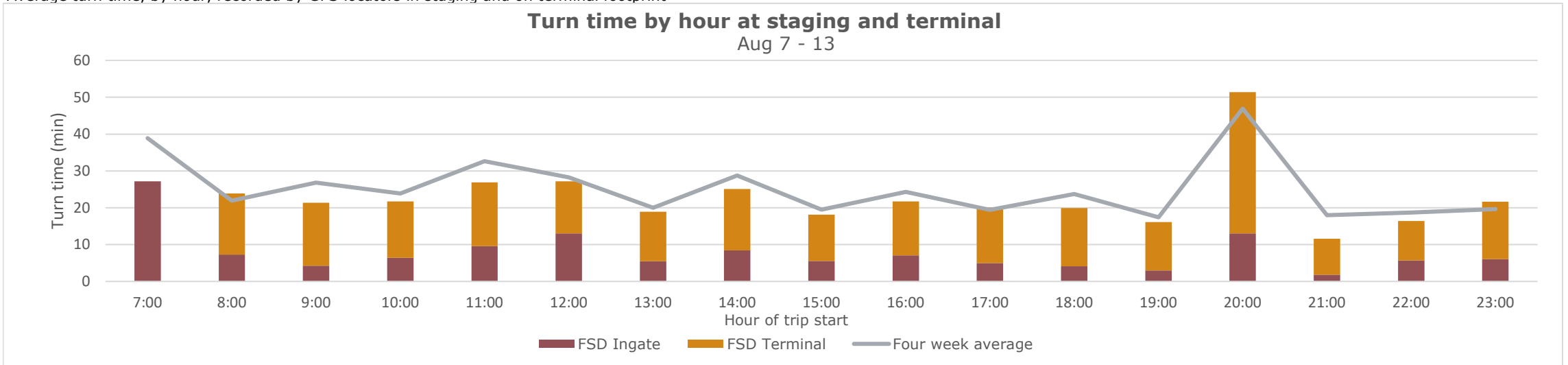
Average total time between staging entry and terminal exit

Number of trips tracked

Number of trips on the terminal recorded by GPS locators during the week.

Turn time by Hour

Average turn time, by hour, recorded by GPS locators in staging and on terminal footprint



FSD weekly truck turn time report

