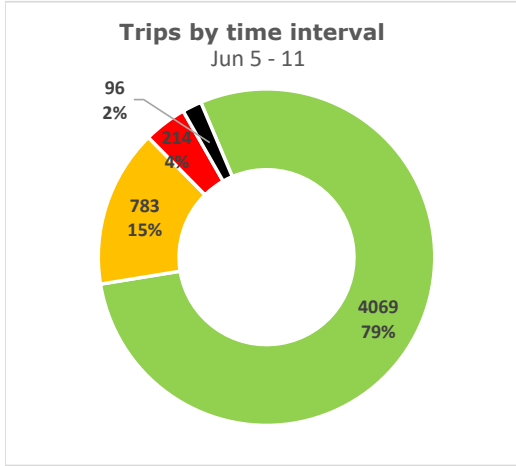


# Deltaport weekly truck turn time report

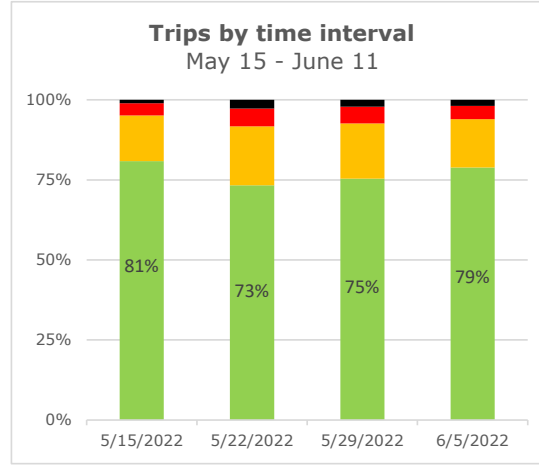
Reporting period: Jun 5 - 11, 2022

## Trips by Time interval

Proportion of GPS trips completed from staging in to terminal out in <60 minutes, 60-90 minutes, 90-120 minutes, and >120 minutes.



■ < 60 min   
 ■ 60 - 90 min   
 ■ 90 - 120 min   
 ■ > 120 min



## Weekly statistics

### Average Staging Turn Time (min)

Average time between staging entry and exit

Day gate	Night gate	Total
14	20	15

### Average Terminal Turn Time (min)

Average time between terminal entry and exit

26	24	25
----	----	----

### Average Total Turn Time (min)

Average total time between staging entry and terminal exit

39	43	40
----	----	----

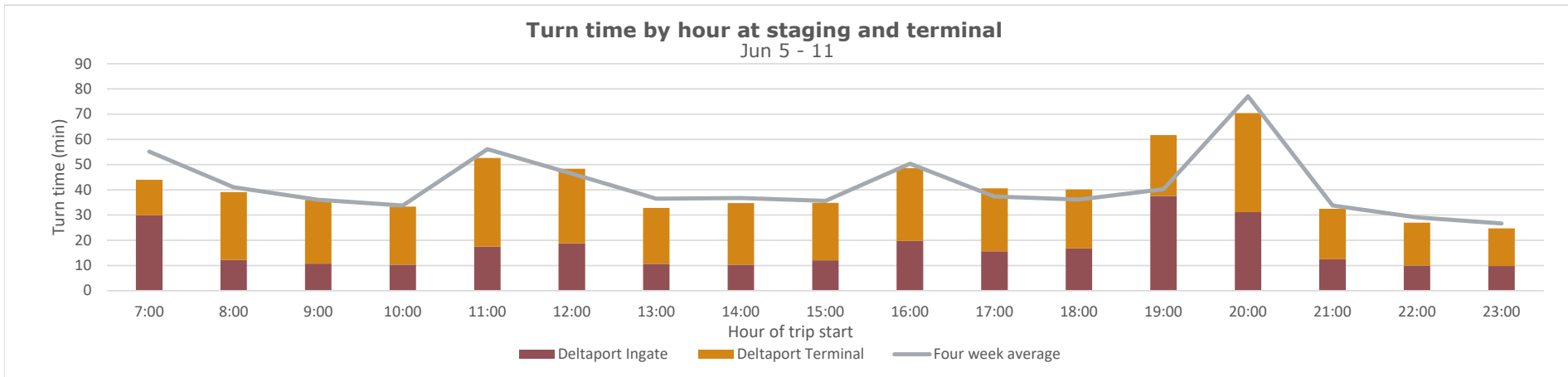
### Number of trips tracked

Number of trips on the terminal recorded by GPS locators during the week.

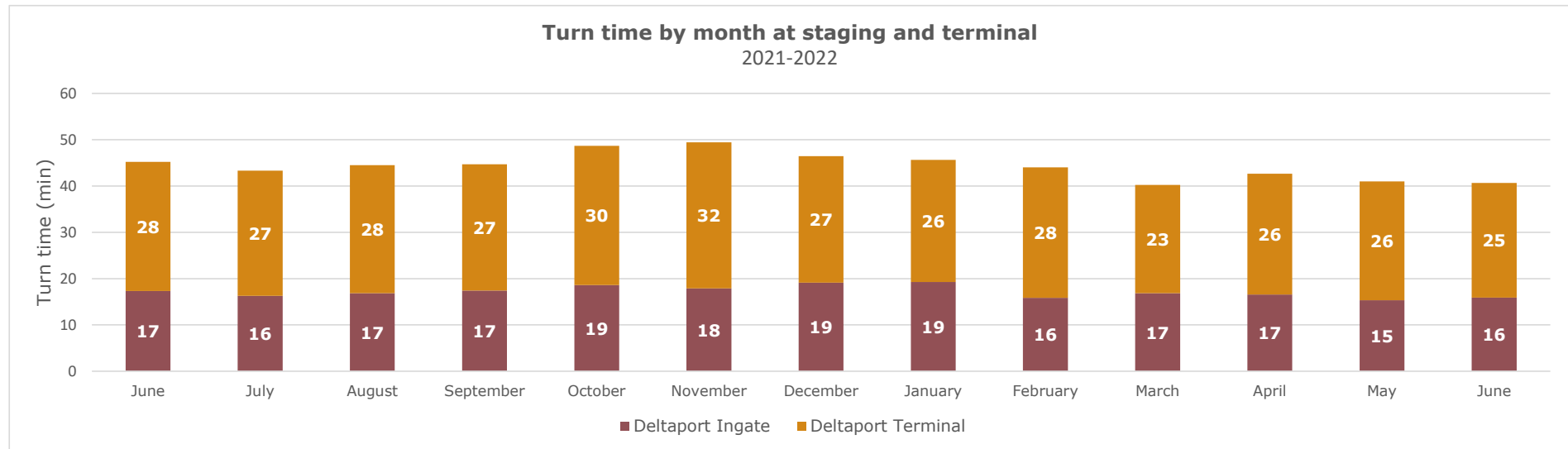
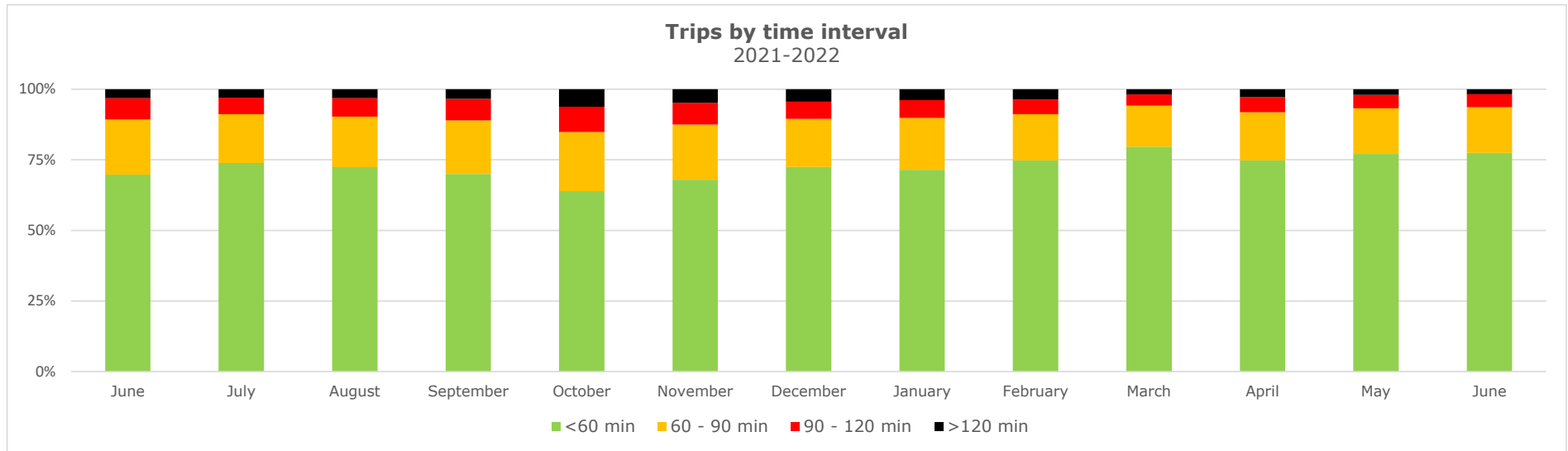
3,962	1,200	5,162
-------	-------	-------

## Turn time by Hour

Average turn time, by hour, recorded by GPS locators in staging and on terminal footprint



## Deltaport weekly truck turn time report

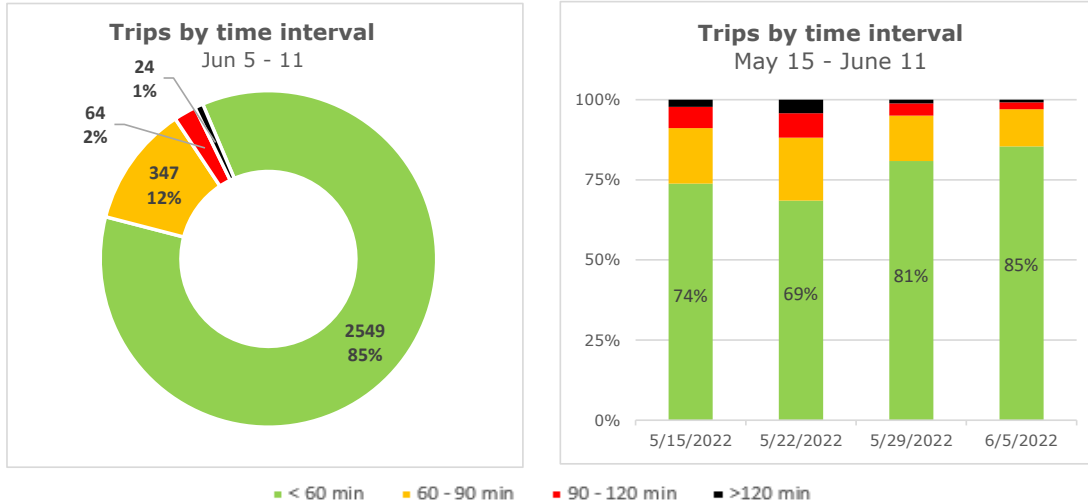


# Vanterm weekly truck turn time report

Reporting period: Jun 5 - 11, 2022

## Trips by Time interval

Proportion of GPS trips completed from staging in to terminal out in <60 minutes, 60-90 minutes, 90-120 minutes, and >120 minutes.



## Weekly statistics

### Average Staging Turn Time (min)

Average time between staging entry and exit

	Day gate	Night gate	Total
<b>Average Staging Turn Time (min)</b> Average time between staging entry and exit	11	8	10
<b>Average Terminal Turn Time (min)</b> Average time between terminal entry and exit	25	32	27
<b>Average Total Turn Time (min)</b> Average total time between staging entry and terminal exit	36	40	37
<b>Number of trips tracked</b> Number of trips on the terminal recorded by GPS locators during the week.	2,282	702	2,984

### Average Terminal Turn Time (min)

Average time between terminal entry and exit

### Average Total Turn Time (min)

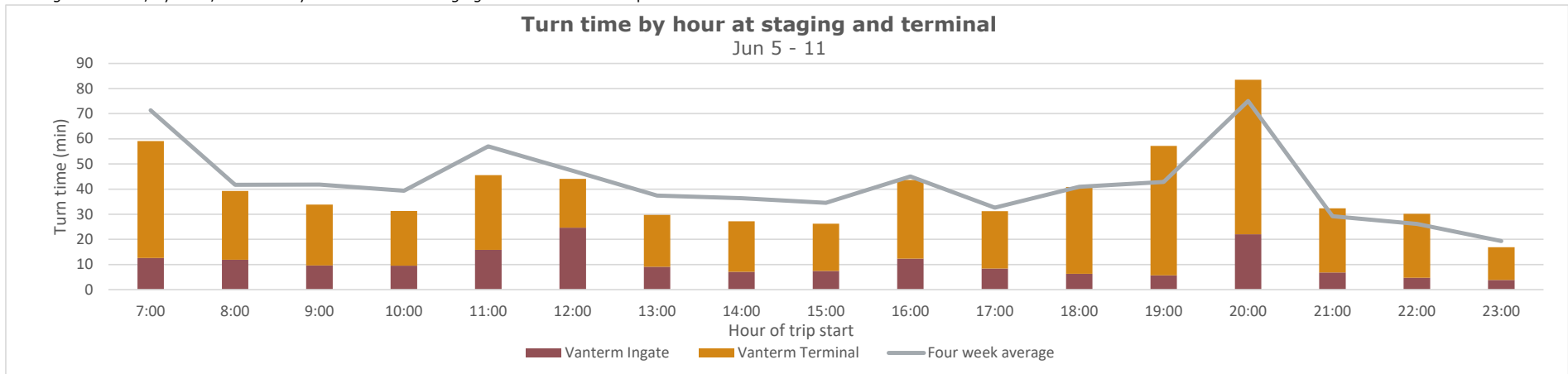
Average total time between staging entry and terminal exit

### Number of trips tracked

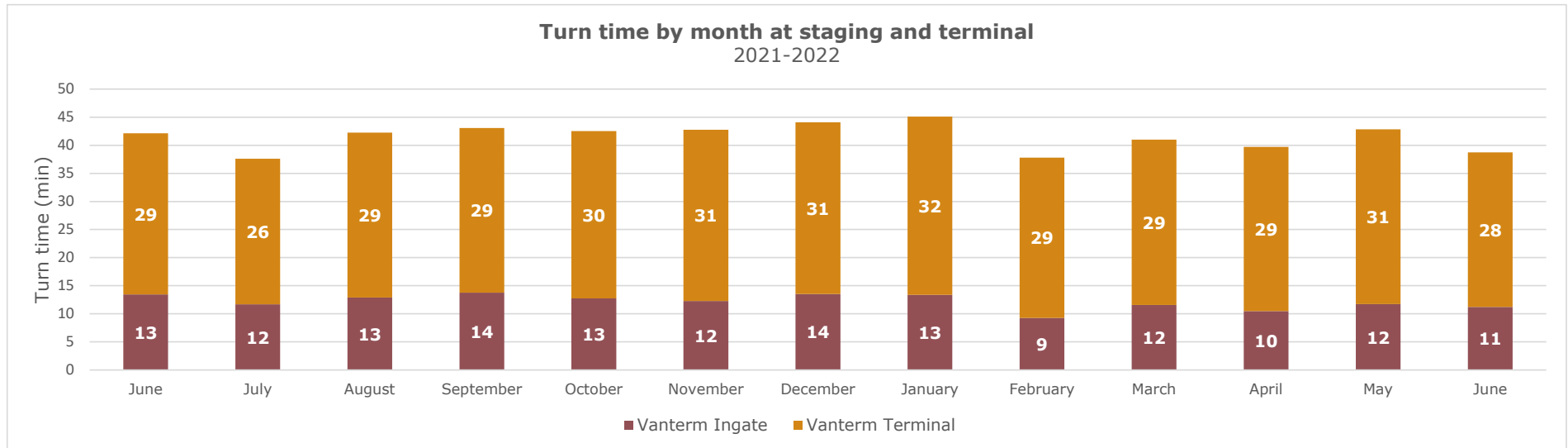
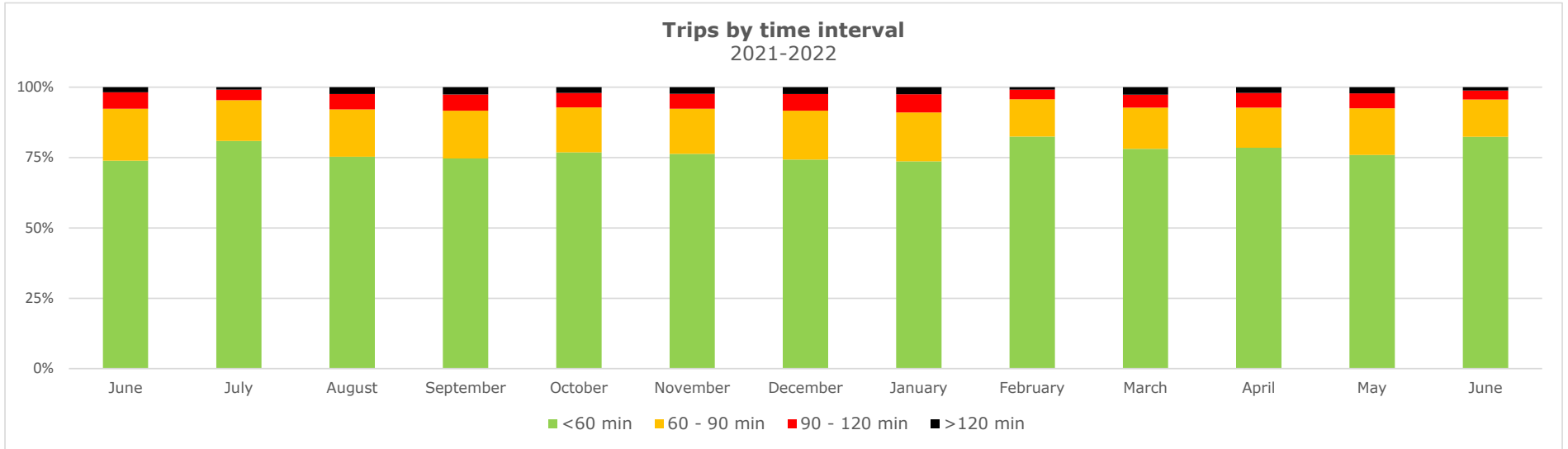
Number of trips on the terminal recorded by GPS locators during the week.

## Turn time by Hour

Average turn time, by hour, recorded by GPS locators in staging and on terminal footprint



## Vanterm weekly truck turn time report

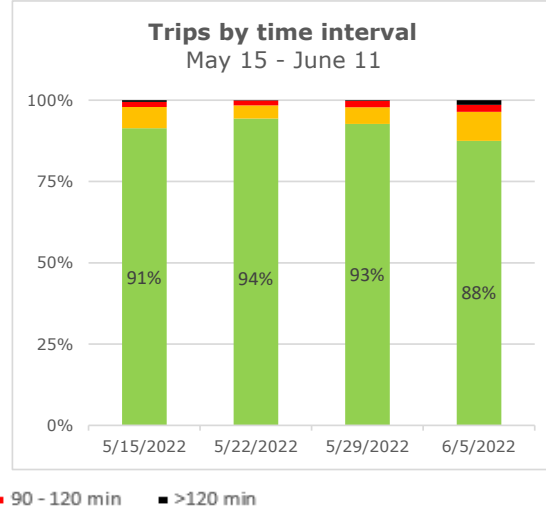
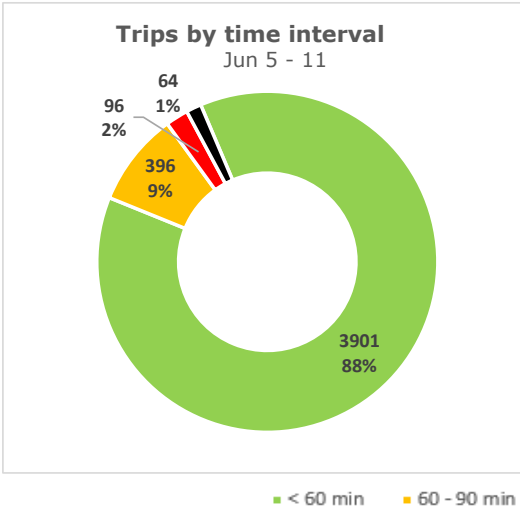


# Centerm weekly truck turn time report

Reporting period: Jun 5 - 11, 2022

## Trips by Time interval

Proportion of GPS trips completed from staging in to terminal out in <60 minutes, 60-90 minutes, 90-120 minutes, and >120 minutes.



## Weekly statistics

### Average Staging Turn Time (min)

Average time between staging entry and exit

	Day gate	Night gate	Total
<b>Average Staging Turn Time (min)</b> Average time between staging entry and exit	5	6	5
<b>Average Terminal Turn Time (min)</b> Average time between terminal entry and exit	33	32	33
<b>Average Total Turn Time (min)</b> Average total time between staging entry and terminal exit	38	37	38
<b>Number of trips tracked</b> Number of trips on the terminal recorded by GPS locators during the week.	2,744	1,713	4,457

### Average Terminal Turn Time (min)

Average time between terminal entry and exit

### Average Total Turn Time (min)

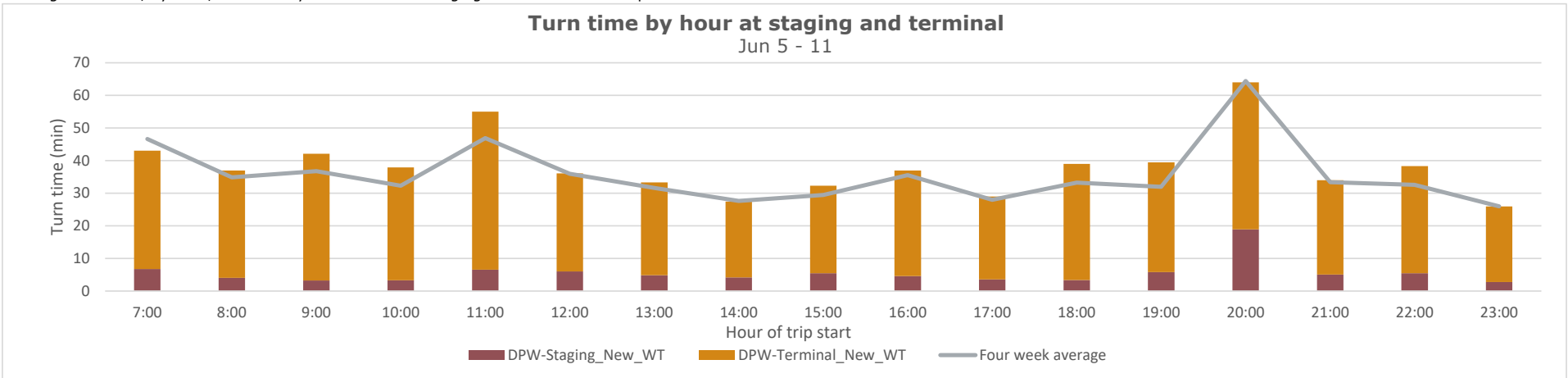
Average total time between staging entry and terminal exit

### Number of trips tracked

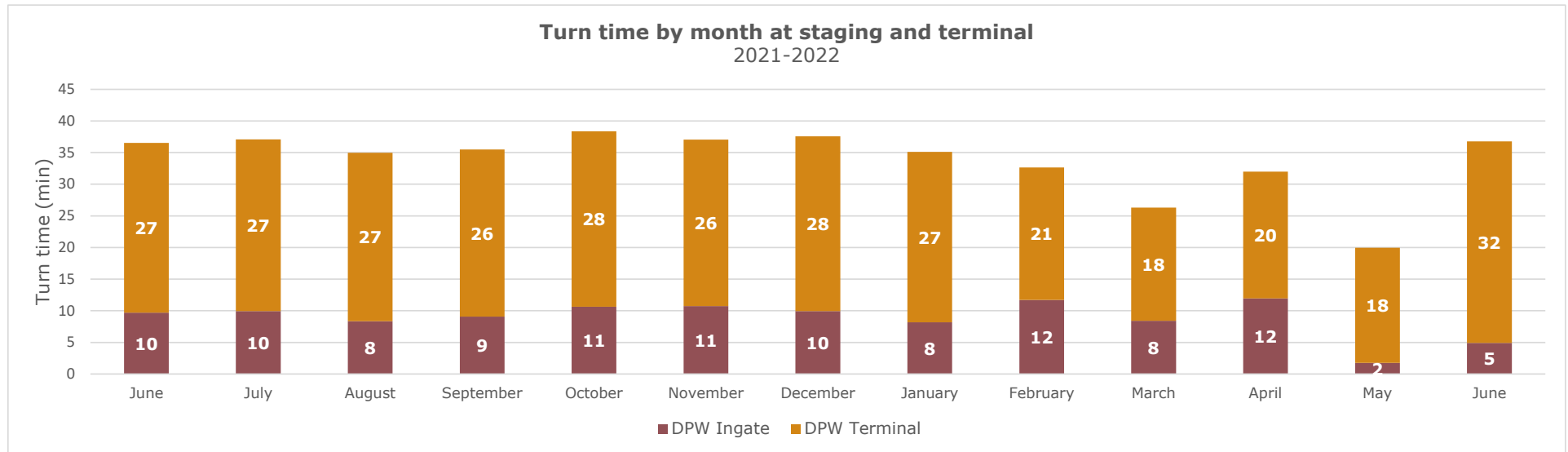
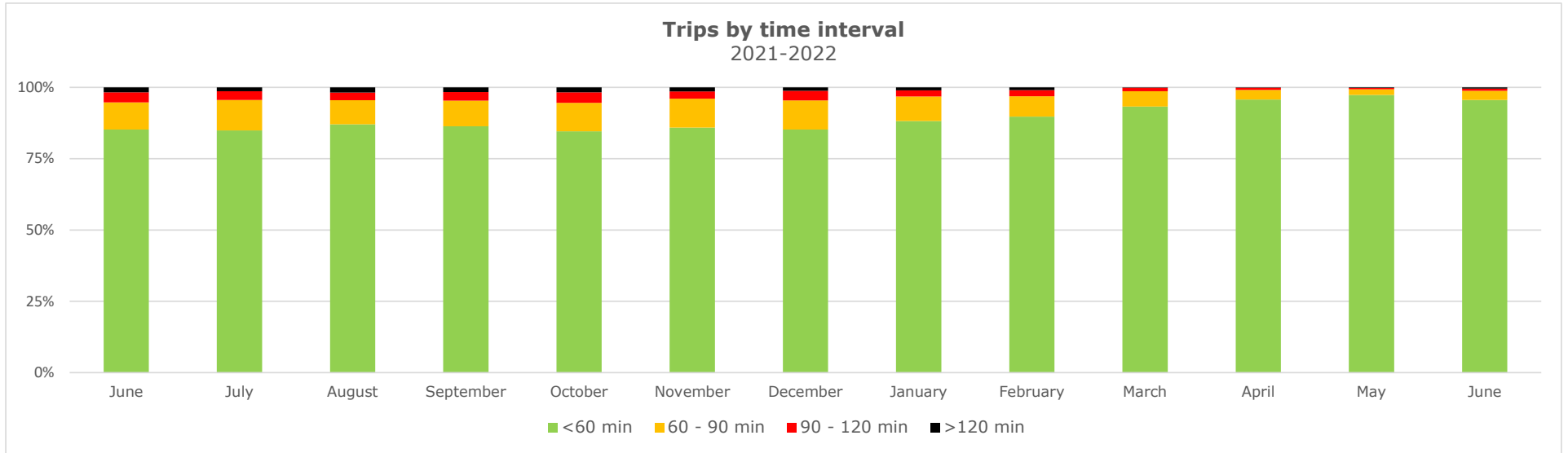
Number of trips on the terminal recorded by GPS locators during the week.

## Turn time by Hour

Average turn time, by hour, recorded by GPS locators in staging and on terminal footprint



## DPW-Vancouver weekly truck turn time report

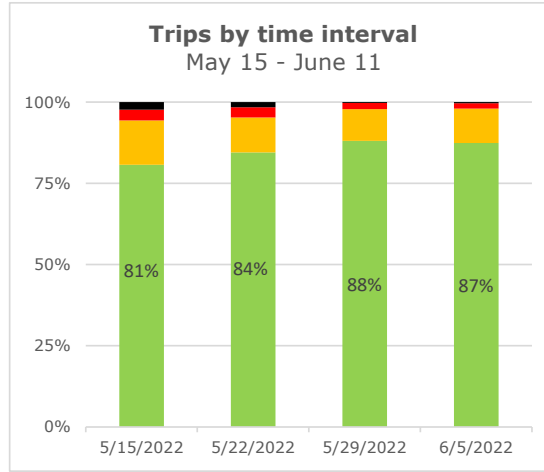
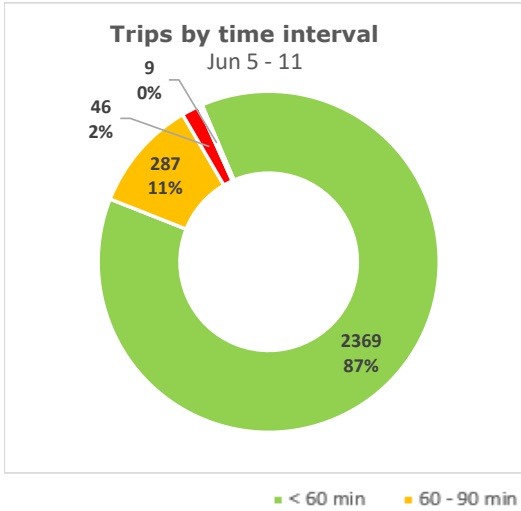


# FSD weekly truck turn time report

Reporting period: Jun 5 - 11, 2022

## Trips by Time interval

Proportion of GPS trips completed from staging in to terminal out in <60 minutes, 60-90 minutes, 90-120 minutes, and >120 minutes.



## Weekly statistics

### Average Staging Turn Time (min)

Average time between staging entry and exit

	Day gate	Night gate	Total
<b>Average Staging Turn Time (min)</b> Average time between staging entry and exit	10	7	9
<b>Average Terminal Turn Time (min)</b> Average time between terminal entry and exit	20	19	20
<b>Average Total Turn Time (min)</b> Average total time between staging entry and terminal exit	30	26	29
<b>Number of trips tracked</b> Number of trips on the terminal recorded by GPS locators during the week.	2,045	666	2,711

### Average Terminal Turn Time (min)

Average time between terminal entry and exit

### Average Total Turn Time (min)

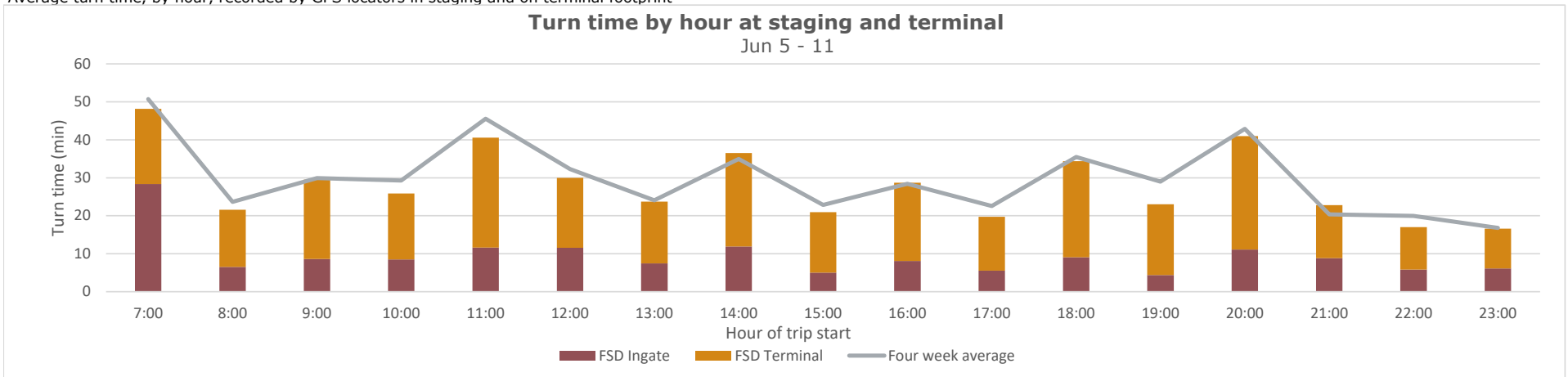
Average total time between staging entry and terminal exit

### Number of trips tracked

Number of trips on the terminal recorded by GPS locators during the week.

## Turn time by Hour

Average turn time, by hour, recorded by GPS locators in staging and on terminal footprint



## FSD weekly truck turn time report

