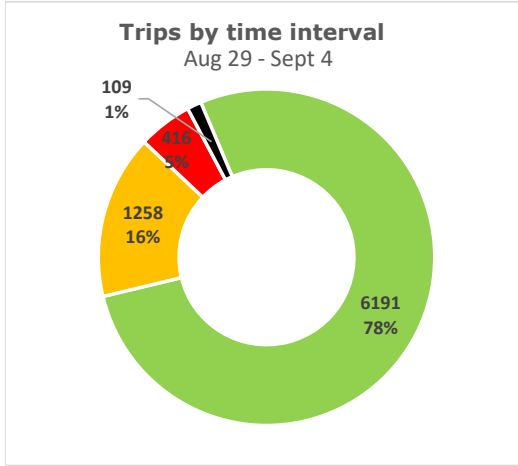


# Deltaport weekly truck turn time report

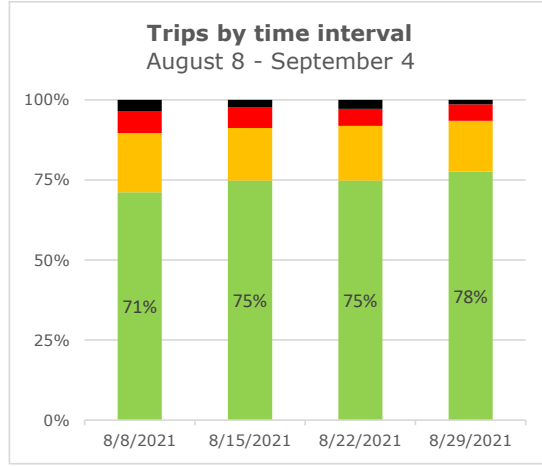
Reporting period: Aug 29 - Sept 4, 2021

## Trips by Time interval

Proportion of GPS trips completed from staging in to terminal out in <60 minutes, 60-90 minutes, 90-120 minutes, and >120 minutes.



■ < 60 min ■ 60 - 90 min ■ 90 - 120 min ■ > 120 min



## Weekly statistics

### Average Staging Turn Time (min)

Average time between staging entry and exit

Day gate	Night gate	Total
17	17	17

### Average Terminal Turn Time (min)

Average time between terminal entry and exit

23	25	23
----	----	----

### Average Total Turn Time (min)

Average total time between staging entry and terminal exit

39	42	40
----	----	----

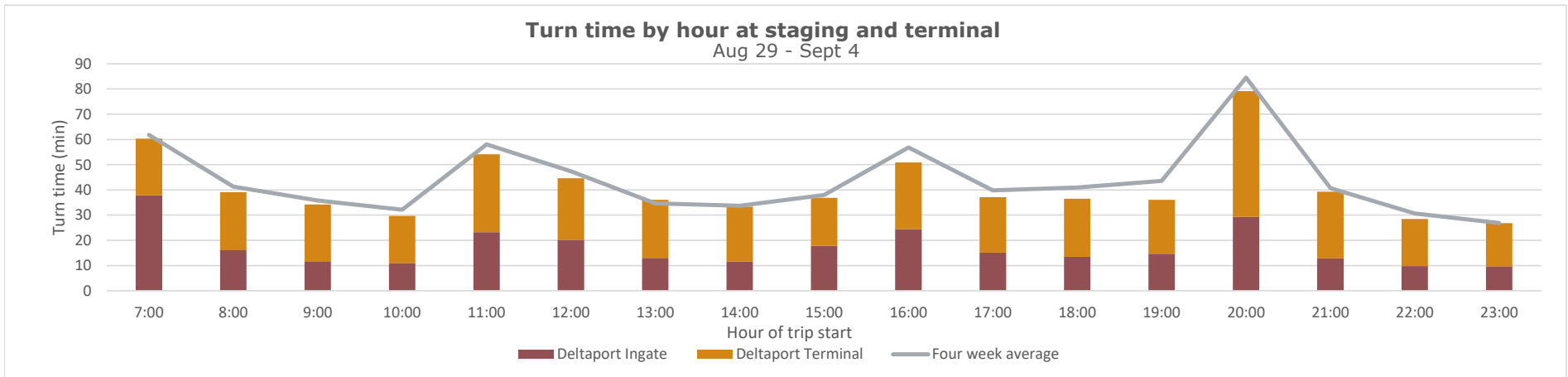
### Number of trips tracked

Number of trips on the terminal recorded by GPS locators during the week.

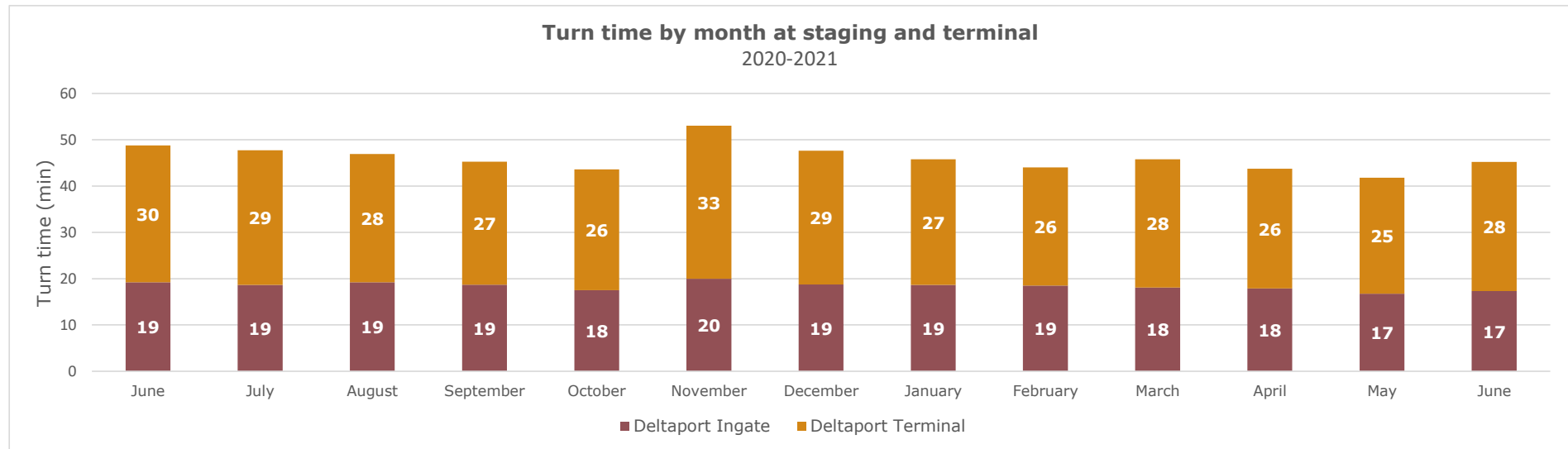
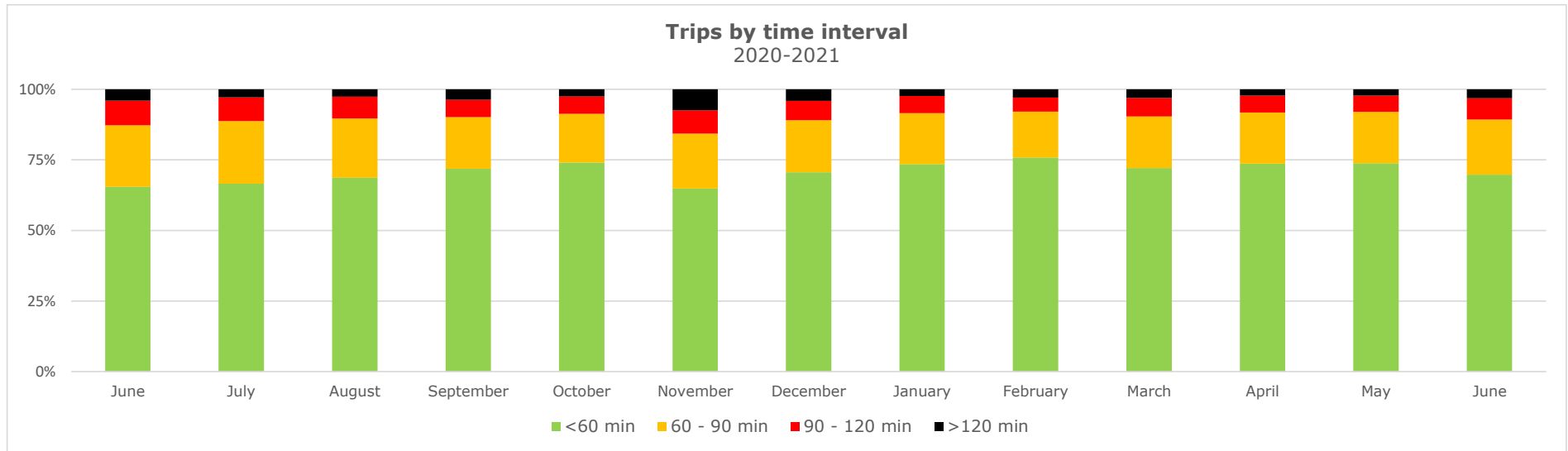
5,670	2,304	7,974
-------	-------	-------

## Turn time by Hour

Average turn time, by hour, recorded by GPS locators in staging and on terminal footprint



# Deltaport weekly truck turn time report

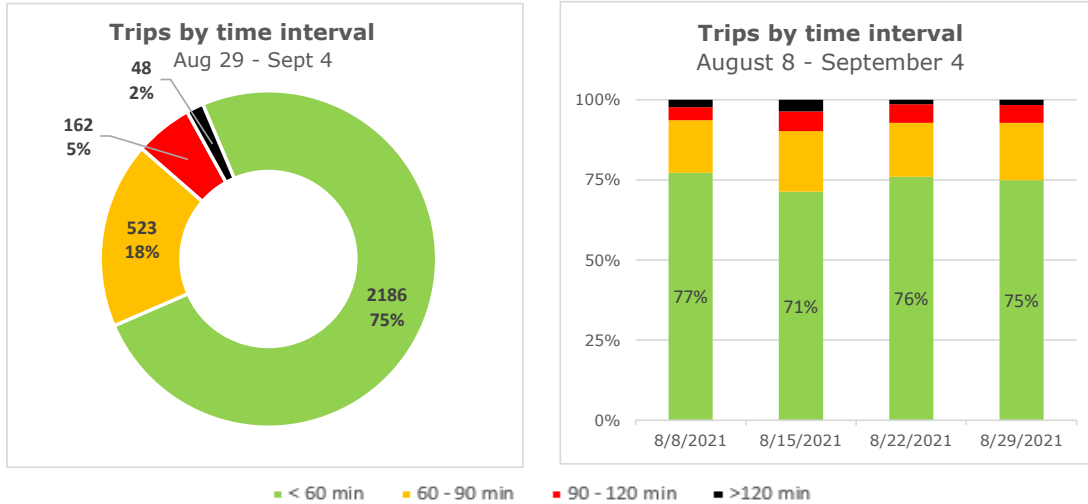


# Vanterm weekly truck turn time report

Reporting period: Aug 29 - Sept 4, 2021

## Trips by Time interval

Proportion of GPS trips completed from staging in to terminal out in <60 minutes, 60-90 minutes, 90-120 minutes, and >120 minutes.



## Weekly statistics

### Average Staging Turn Time (min)

Average time between staging entry and exit

	Day gate	Night gate	Total
Average Staging Turn Time (min)	15	8	13
Average Terminal Turn Time (min)	33	25	30
Average Total Turn Time (min)	48	34	43
Number of trips tracked	2,046	873	2,919

### Average Terminal Turn Time (min)

Average time between terminal entry and exit

### Average Total Turn Time (min)

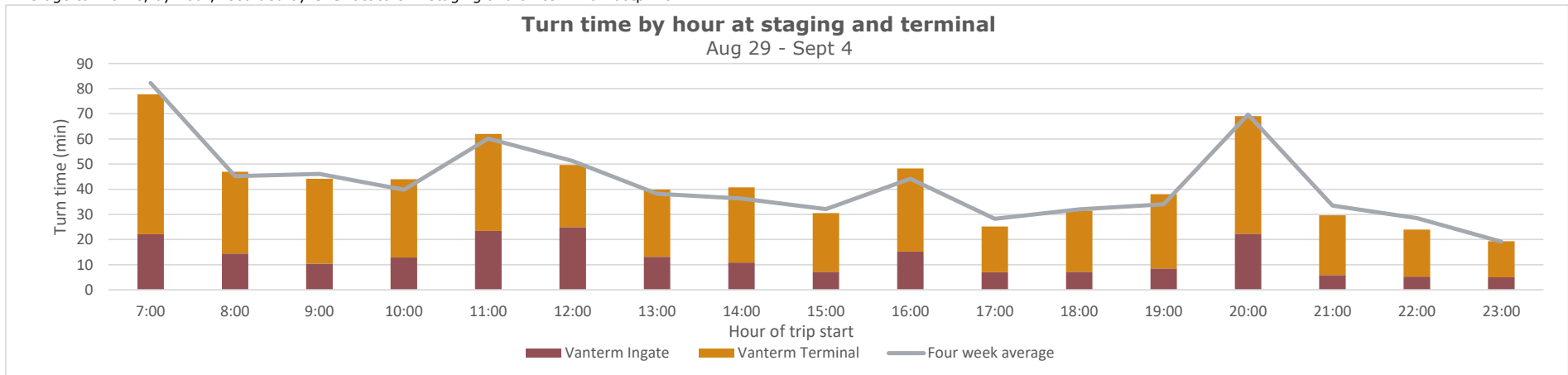
Average total time between staging entry and terminal exit

### Number of trips tracked

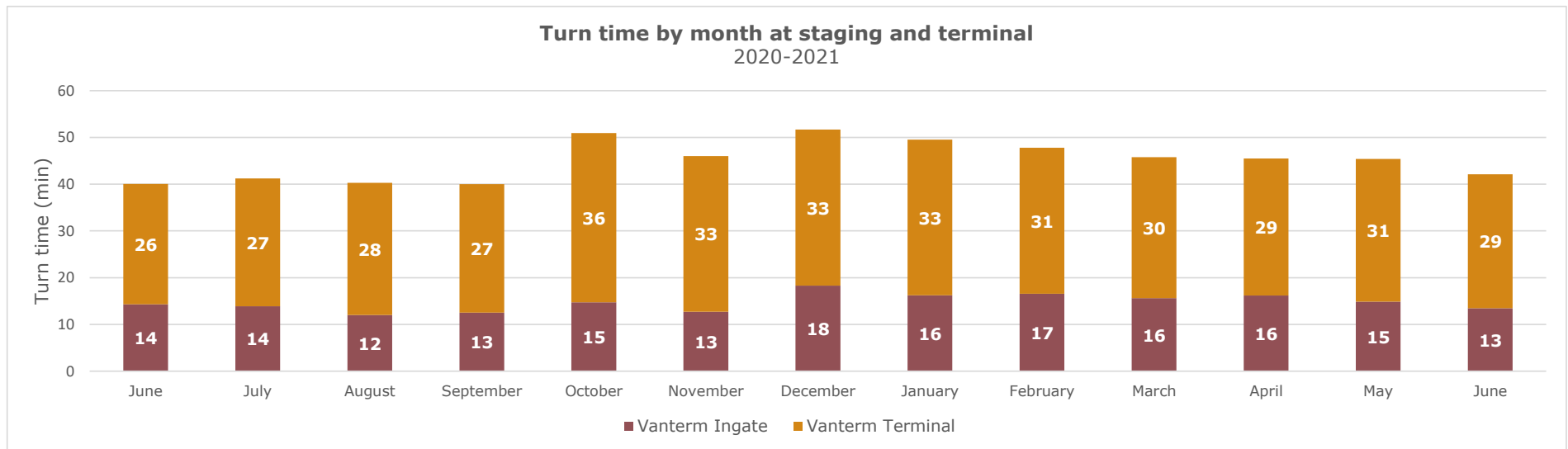
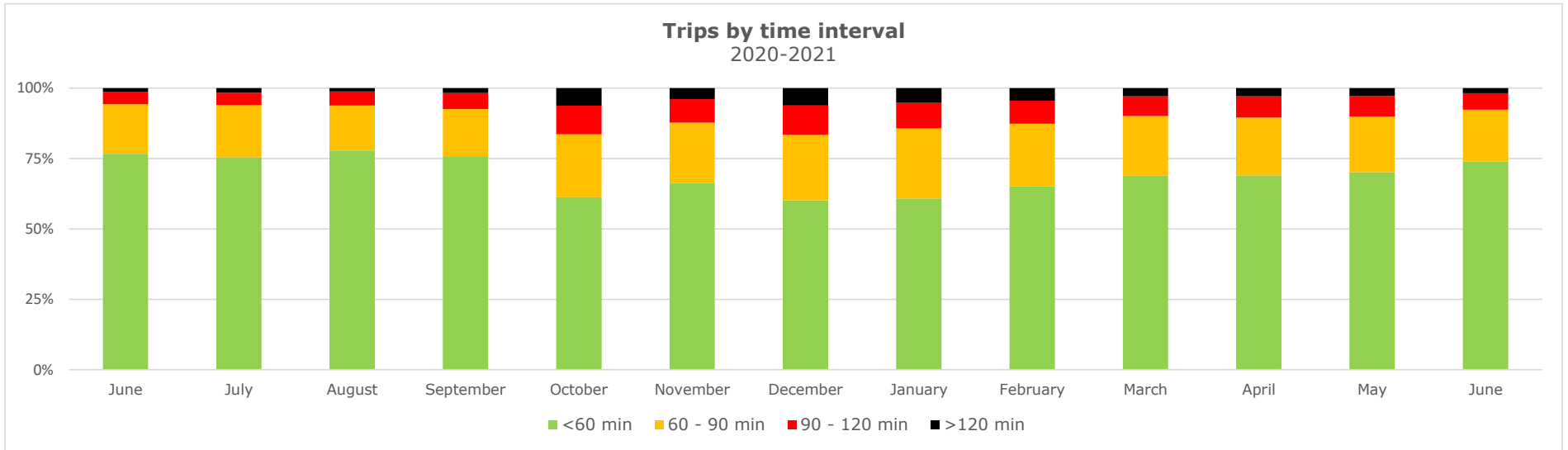
Number of trips on the terminal recorded by GPS locators during the week.

## Turn time by Hour

Average turn time, by hour, recorded by GPS locators in staging and on terminal footprint



## Vanterm weekly truck turn time report

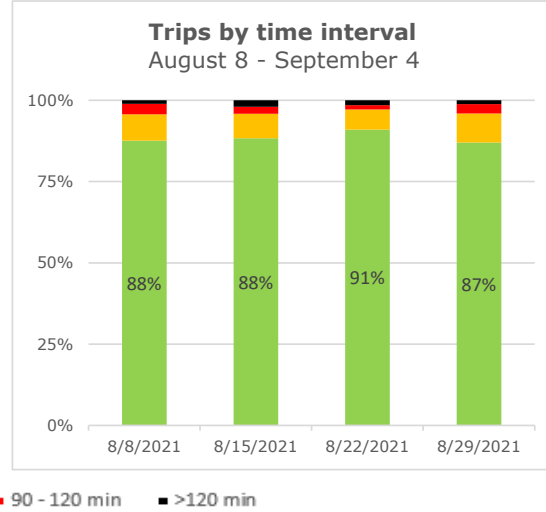
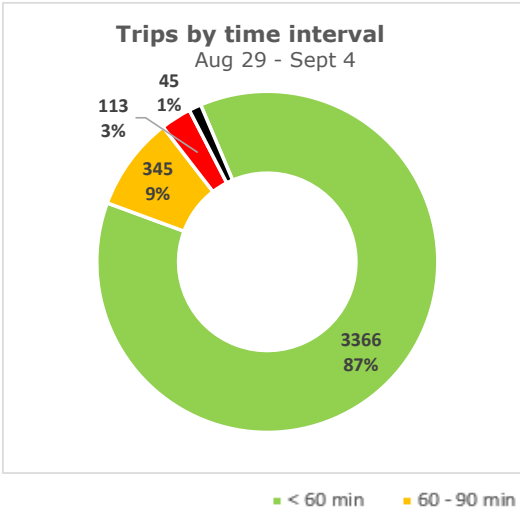


# DPW-Vancouver weekly truck turn time report

Reporting period: Aug 29 - Sept 4, 2021

## Trips by Time interval

Proportion of GPS trips completed from staging in to terminal out in <60 minutes, 60-90 minutes, 90-120 minutes, and >120 minutes.



## Weekly statistics

### Average Staging Turn Time (min)

Average time between staging entry and exit

	Day gate	Night gate	Total
<b>Average Staging Turn Time (min)</b> Average time between staging entry and exit	9	8	8
<b>Average Terminal Turn Time (min)</b> Average time between terminal entry and exit	26	24	25
<b>Average Total Turn Time (min)</b> Average total time between staging entry and terminal exit	35	31	34
<b>Number of trips tracked</b> Number of trips on the terminal recorded by GPS locators during the week.	2,174	1,695	3,869

### Average Terminal Turn Time (min)

Average time between terminal entry and exit

### Average Total Turn Time (min)

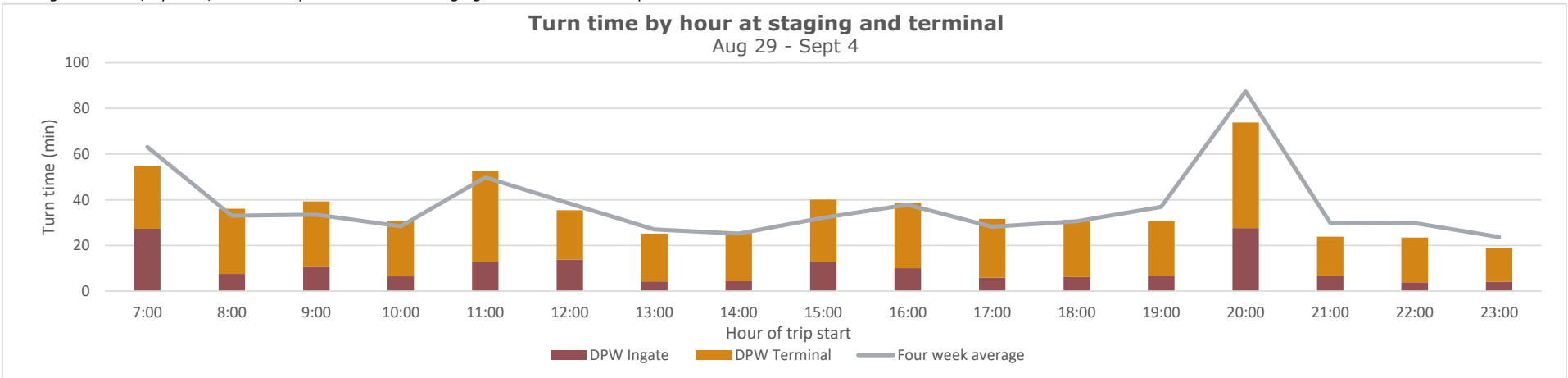
Average total time between staging entry and terminal exit

### Number of trips tracked

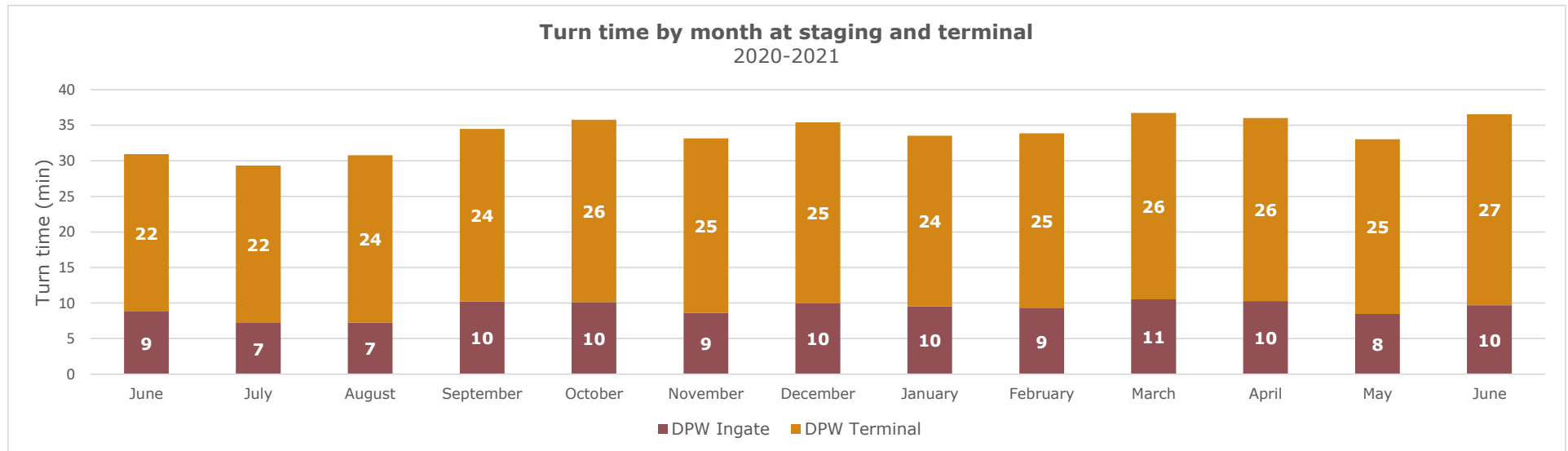
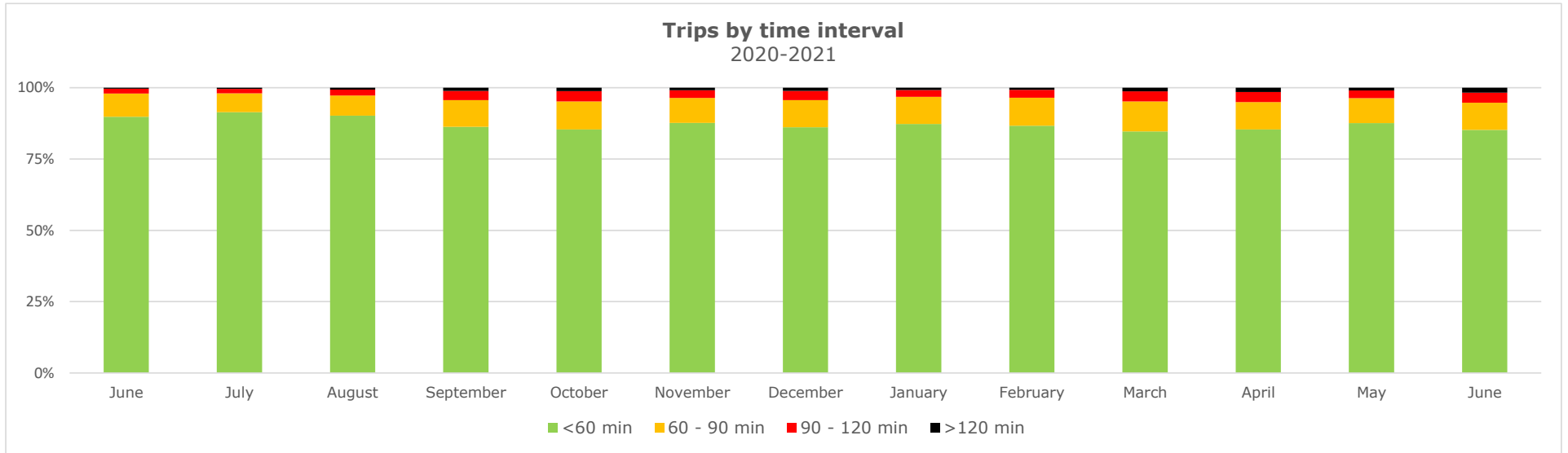
Number of trips on the terminal recorded by GPS locators during the week.

## Turn time by Hour

Average turn time, by hour, recorded by GPS locators in staging and on terminal footprint



## DPW-Vancouver weekly truck turn time report

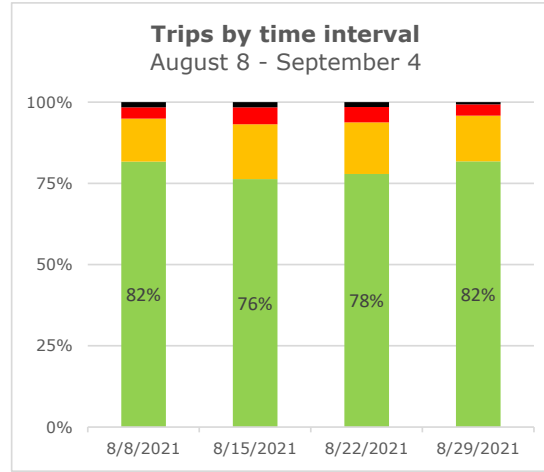
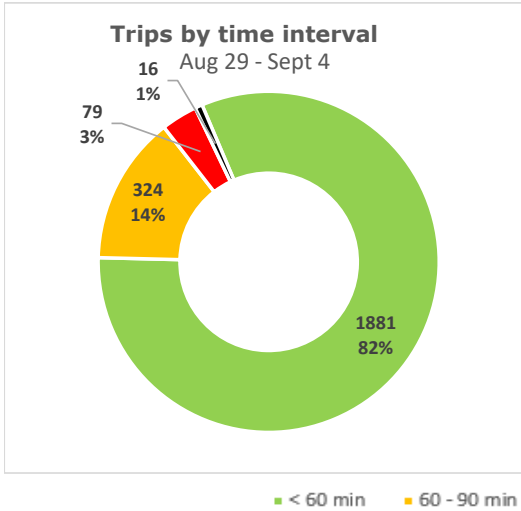


# FSD weekly truck turn time report

Reporting period: Aug 29 - Sept 4, 2021

## Trips by Time interval

Proportion of GPS trips completed from staging in to terminal out in <60 minutes, 60-90 minutes, 90-120 minutes, and >120 minutes.



## Weekly statistics

### Average Staging Turn Time (min)

Average time between staging entry and exit

	Day gate	Night gate	Total
<b>Average Staging Turn Time (min)</b> Average time between staging entry and exit	16	16	16
<b>Average Terminal Turn Time (min)</b> Average time between terminal entry and exit	17	23	19
<b>Average Total Turn Time (min)</b> Average total time between staging entry and terminal exit	33	39	35
<b>Number of trips tracked</b> Number of trips on the terminal recorded by GPS locators during the week.	1,561	739	2,300

### Average Terminal Turn Time (min)

Average time between terminal entry and exit

### Average Total Turn Time (min)

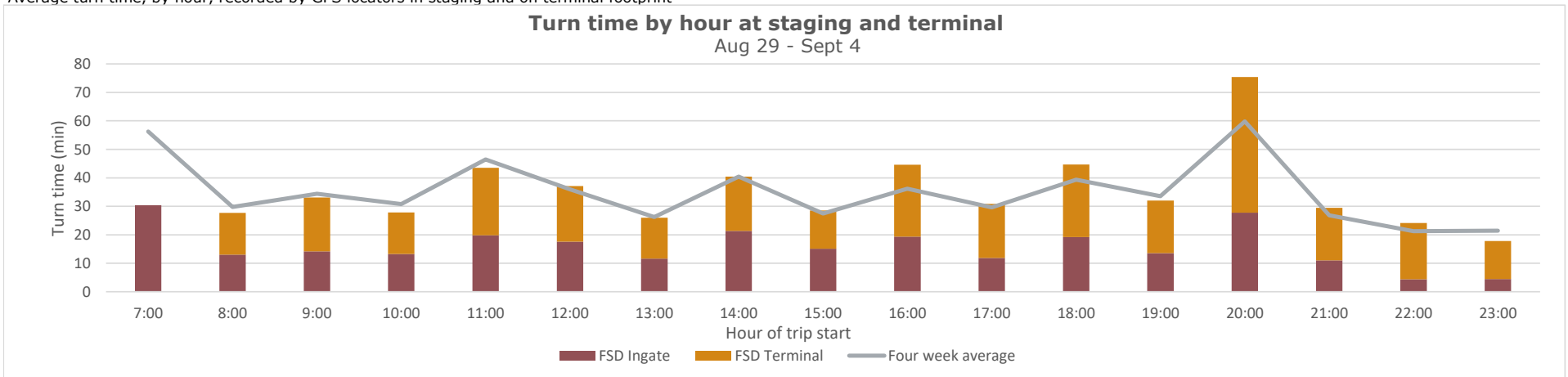
Average total time between staging entry and terminal exit

### Number of trips tracked

Number of trips on the terminal recorded by GPS locators during the week.

## Turn time by Hour

Average turn time, by hour, recorded by GPS locators in staging and on terminal footprint



## FSD weekly truck turn time report

