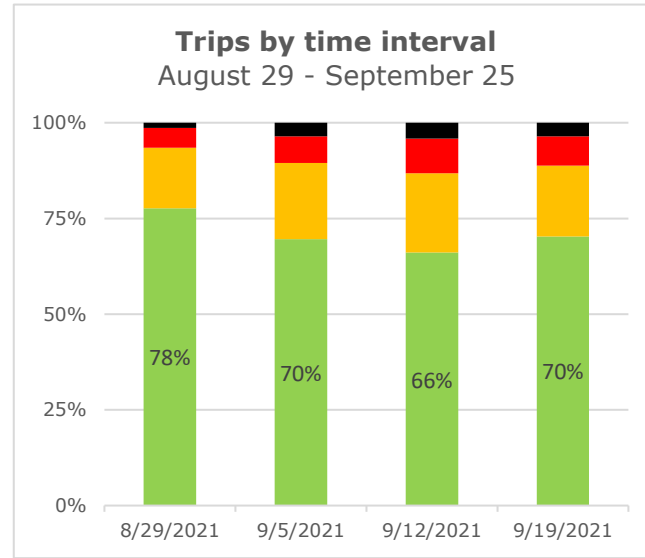
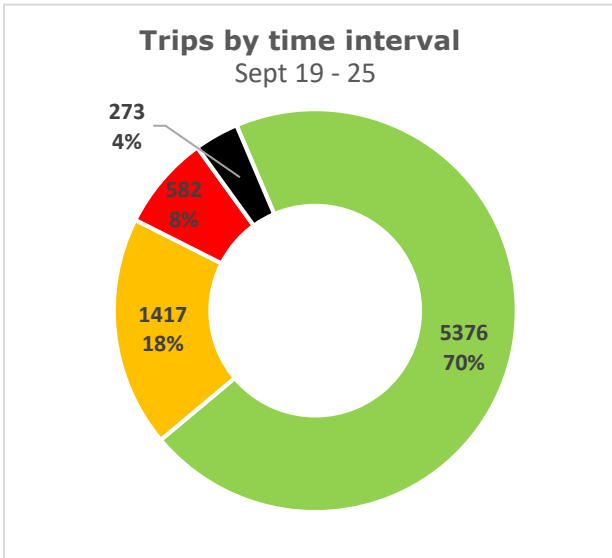


# Deltaport weekly truck turn time report

Reporting period: Sept 19 - 25, 2021

## Trips by Time interval

Proportion of GPS trips completed from staging in to terminal out in <60 minutes, 60-90 minutes, 90-120 minutes, and >120 minutes.



■ < 60 min ■ 60 - 90 min ■ 90 - 120 min ■ >120 min

## Weekly statistics

### Average Staging Turn Time (min)

Average time between staging entry and exit

	Day gate	Night gate	Total
<b>Average Staging Turn Time (min)</b> Average time between staging entry and exit	16	20	18
<b>Average Terminal Turn Time (min)</b> Average time between terminal entry and exit	27	28	27
<b>Average Total Turn Time (min)</b> Average total time between staging entry and terminal exit	43	48	45
<b>Number of trips tracked</b> Number of trips on the terminal recorded by GPS locators during the week.	5,343	2,305	7,648

### Average Terminal Turn Time (min)

Average time between terminal entry and exit

### Average Total Turn Time (min)

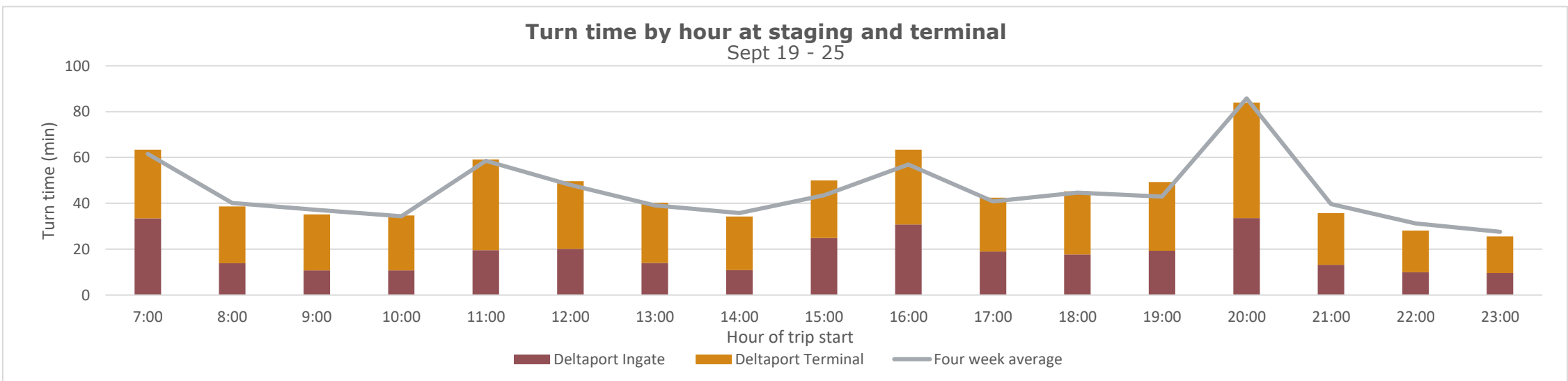
Average total time between staging entry and terminal exit

### Number of trips tracked

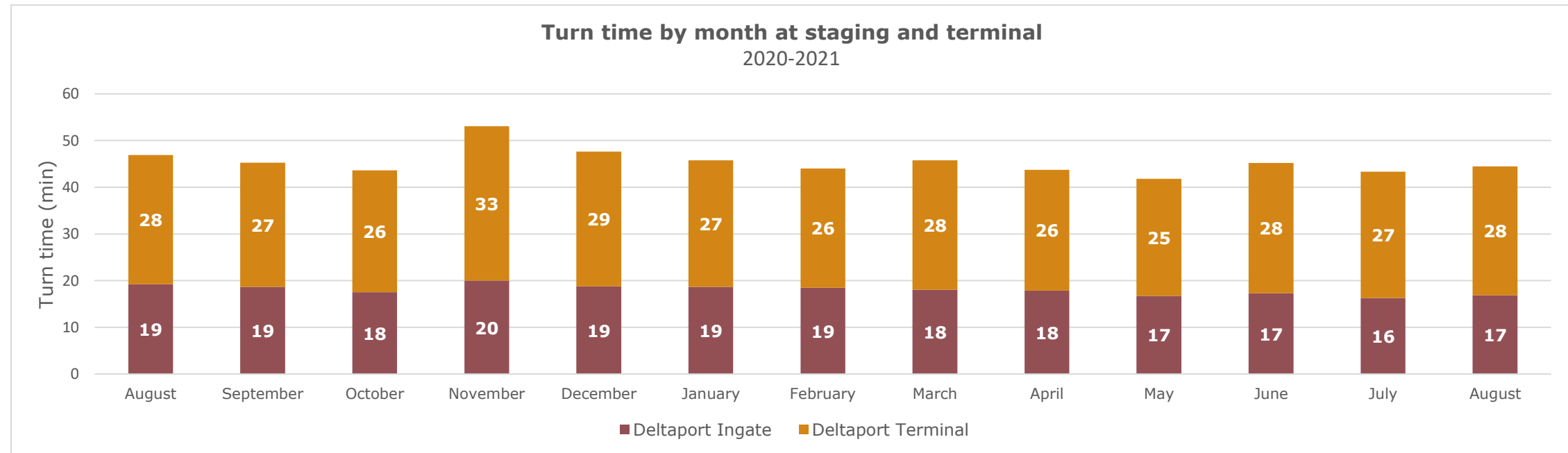
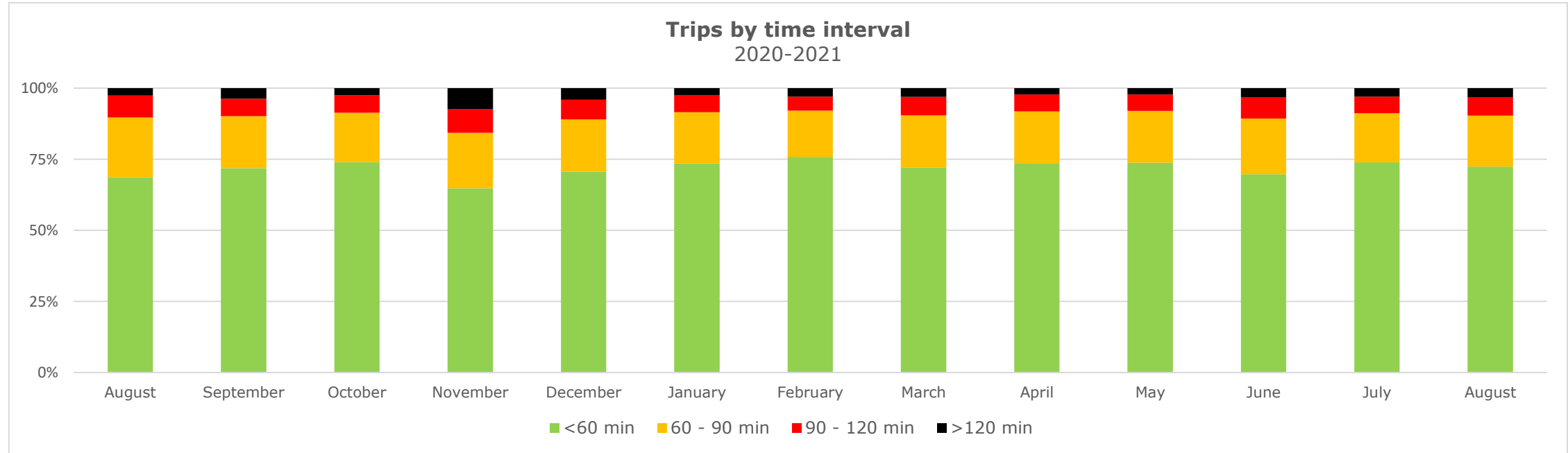
Number of trips on the terminal recorded by GPS locators during the week.

## Turn time by Hour

Average turn time, by hour, recorded by GPS locators in staging and on terminal footprint



# Deltaport weekly truck turn time report

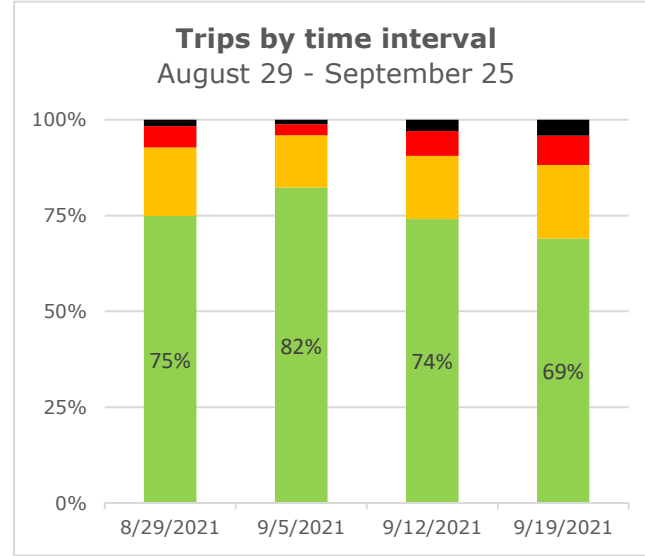
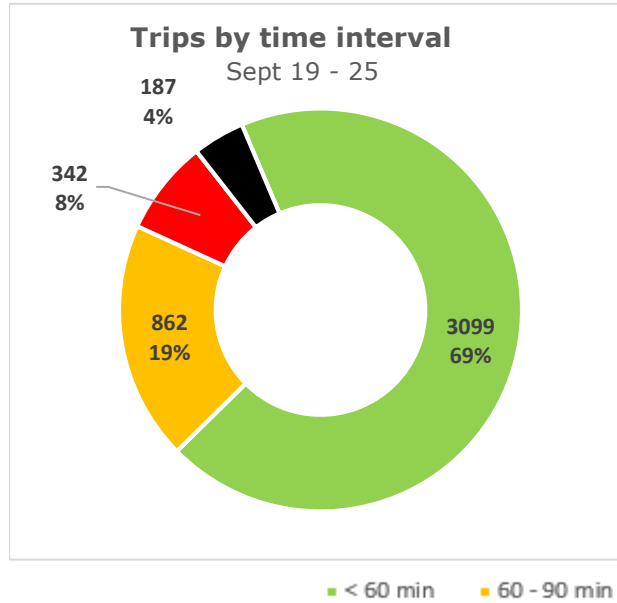


# Vanterm weekly truck turn time report

Reporting period: Sept 19 - 25, 2021

## Trips by Time interval

Proportion of GPS trips completed from staging in to terminal out in <60 minutes, 60-90 minutes, 90-120 minutes, and >120 minutes.



## Weekly statistics

### Average Staging Turn Time (min)

Average time between staging entry and exit

	Day gate	Night gate	Total
<b>Average Staging Turn Time (min)</b> Average time between staging entry and exit	17	11	15
<b>Average Terminal Turn Time (min)</b> Average time between terminal entry and exit	33	27	31
<b>Average Total Turn Time (min)</b> Average total time between staging entry and terminal exit	50	38	46
<b>Number of trips tracked</b> Number of trips on the terminal recorded by GPS locators during the week.	3,029	1461	4,490

### Average Terminal Turn Time (min)

Average time between terminal entry and exit

### Average Total Turn Time (min)

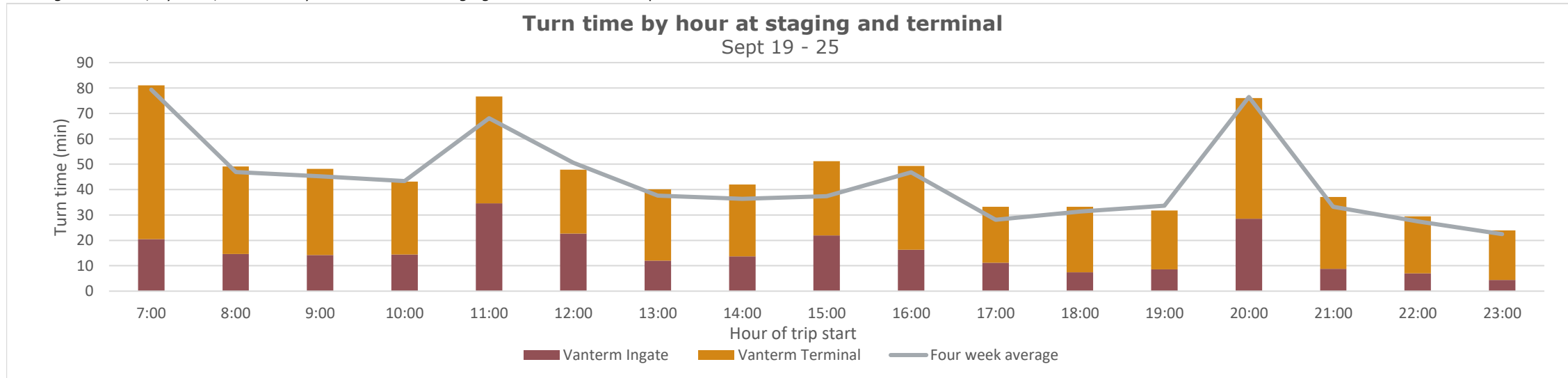
Average total time between staging entry and terminal exit

### Number of trips tracked

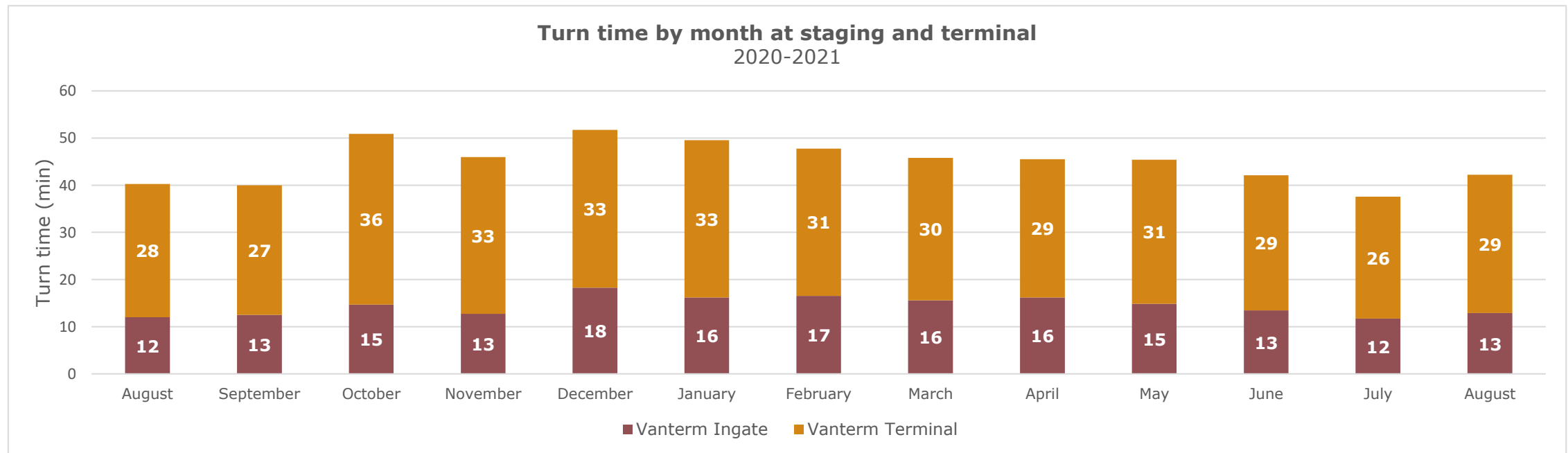
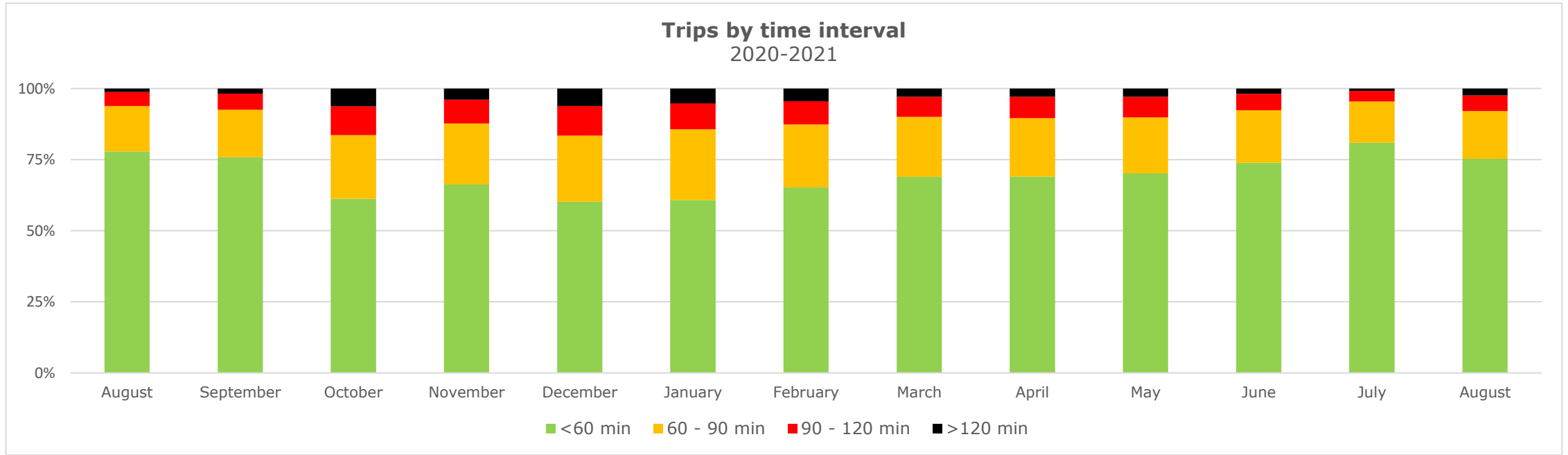
Number of trips on the terminal recorded by GPS locators during the week.

## Turn time by Hour

Average turn time, by hour, recorded by GPS locators in staging and on terminal footprint



# Vanterm weekly truck turn time report

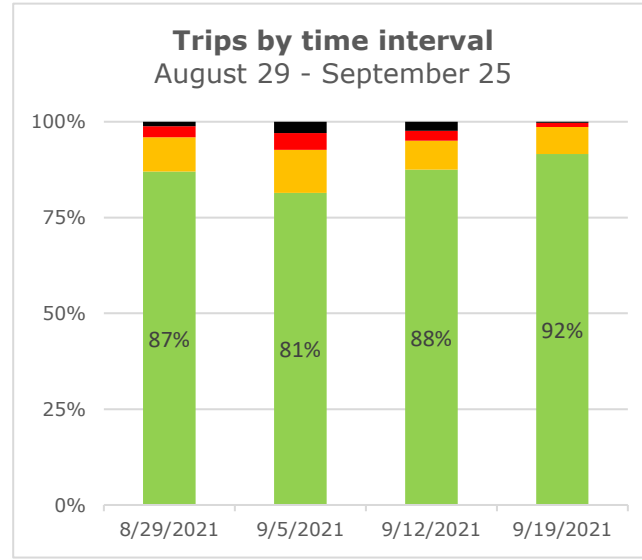
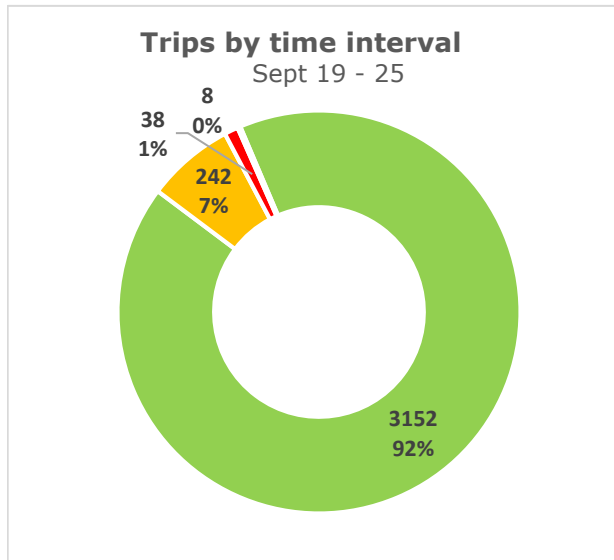


# DPW-Vancouver weekly truck turn time report

Reporting period: Sept 19 - 25, 2021

## Trips by Time interval

Proportion of GPS trips completed from staging in to terminal out in <60 minutes, 60-90 minutes, 90-120 minutes, and >120 minutes.



■ < 60 min ■ 60 - 90 min ■ 90 - 120 min ■ >120 min

## Weekly statistics

### Average Staging Turn Time (min)

Average time between staging entry and exit

	Day gate	Night gate	Total
<b>Average Staging Turn Time (min)</b> Average time between staging entry and exit	7	10	8
<b>Average Terminal Turn Time (min)</b> Average time between terminal entry and exit	24	20	23
<b>Average Total Turn Time (min)</b> Average total time between staging entry and terminal exit	30	31	30
<b>Number of trips tracked</b> Number of trips on the terminal recorded by GPS locators during the week.	2,404	1,036	3,440

### Average Terminal Turn Time (min)

Average time between terminal entry and exit

### Average Total Turn Time (min)

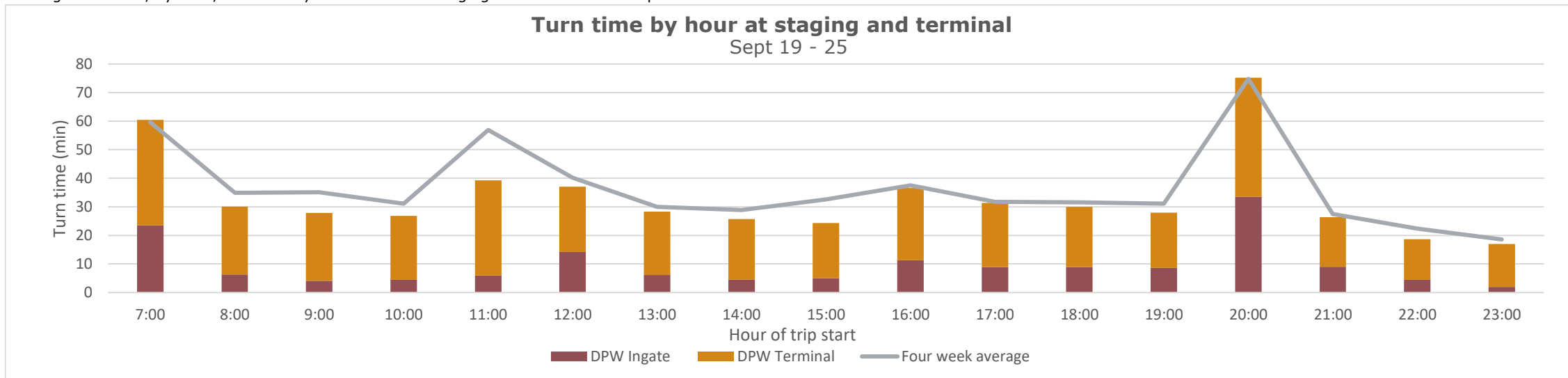
Average total time between staging entry and terminal exit

### Number of trips tracked

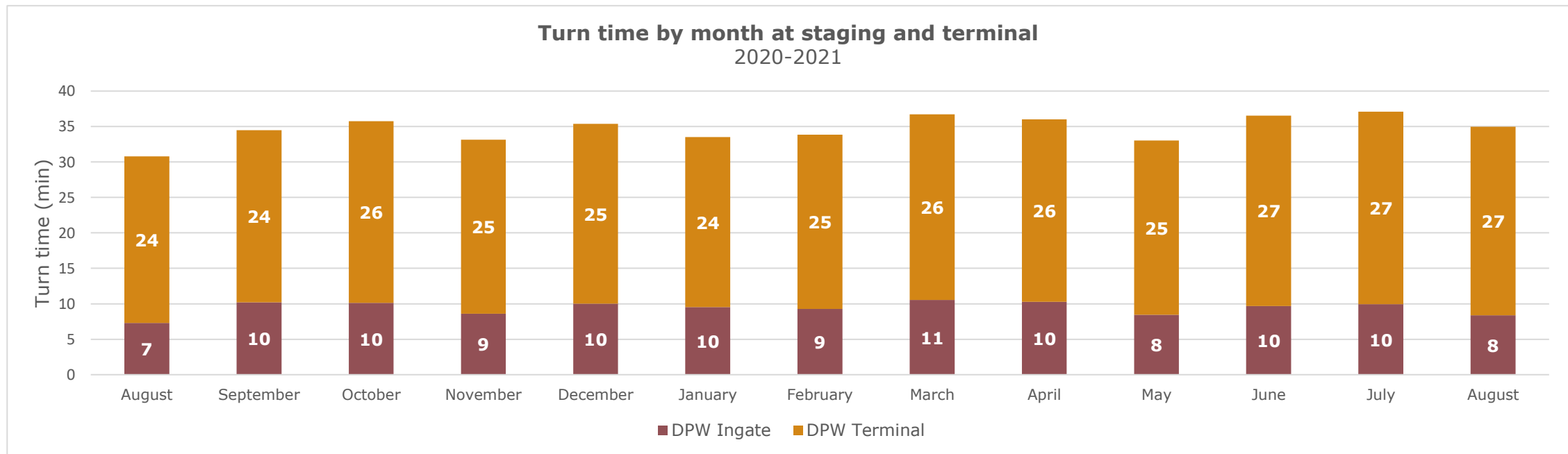
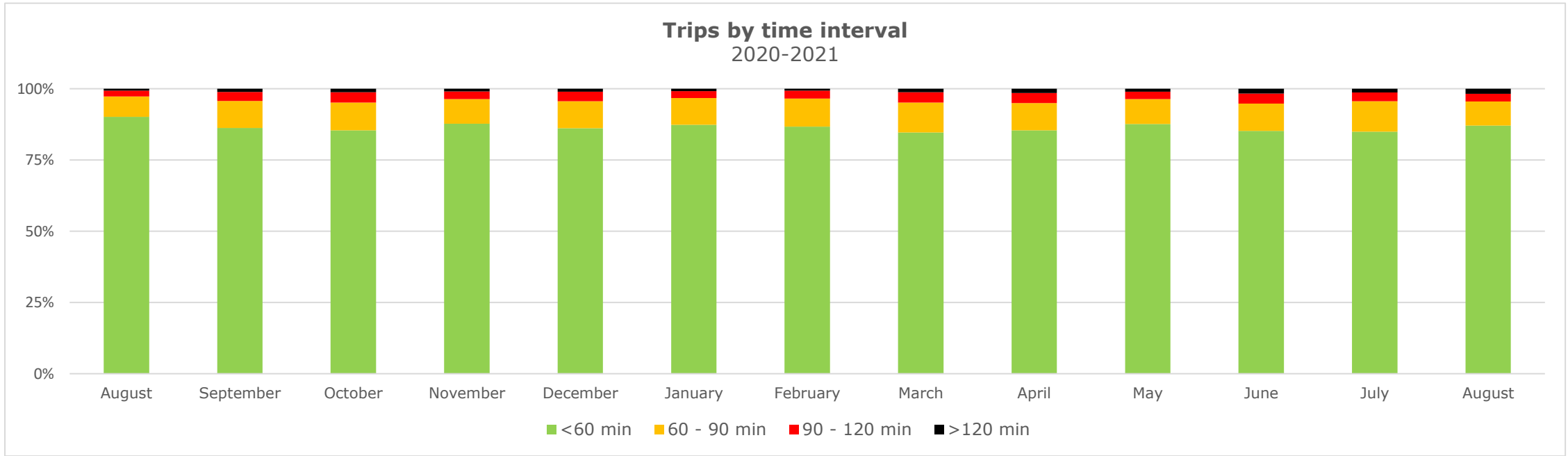
Number of trips on the terminal recorded by GPS locators during the week.

## Turn time by Hour

Average turn time, by hour, recorded by GPS locators in staging and on terminal footprint



# DPW-Vancouver weekly truck turn time report

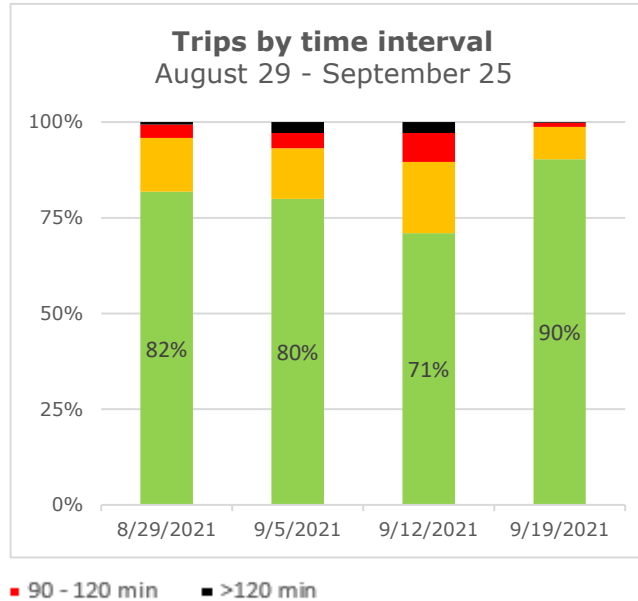
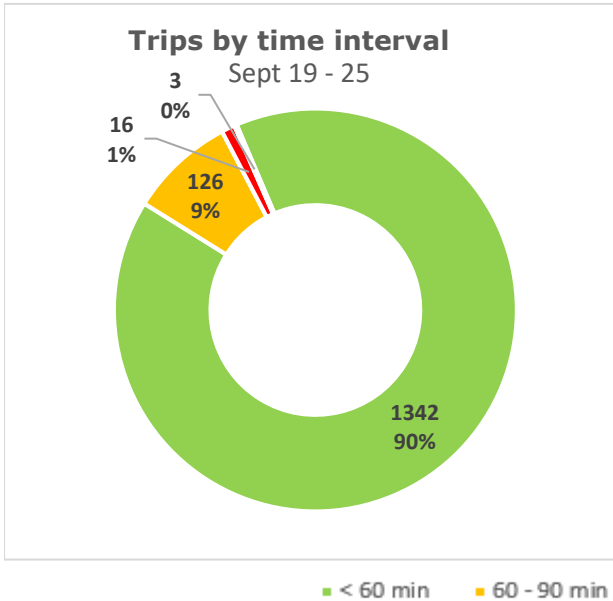


# FSD weekly truck turn time report

Reporting period: Sept 19 - 25, 2021

## Trips by Time interval

Proportion of GPS trips completed from staging in to terminal out in <60 minutes, 60-90 minutes, 90-120 minutes, and >120 minutes.



## Weekly statistics

### Average Staging Turn Time (min)

Average time between staging entry and exit

	Day gate	Night gate	Total
<b>Average Staging Turn Time (min)</b> Average time between staging entry and exit	9	7	9
<b>Average Terminal Turn Time (min)</b> Average time between terminal entry and exit	17	19	18
<b>Average Total Turn Time (min)</b> Average total time between staging entry and terminal exit	27	26	26
<b>Number of trips tracked</b> Number of trips on the terminal recorded by GPS locators during the week.	1,062	425	1,487

### Average Terminal Turn Time (min)

Average time between terminal entry and exit

### Average Total Turn Time (min)

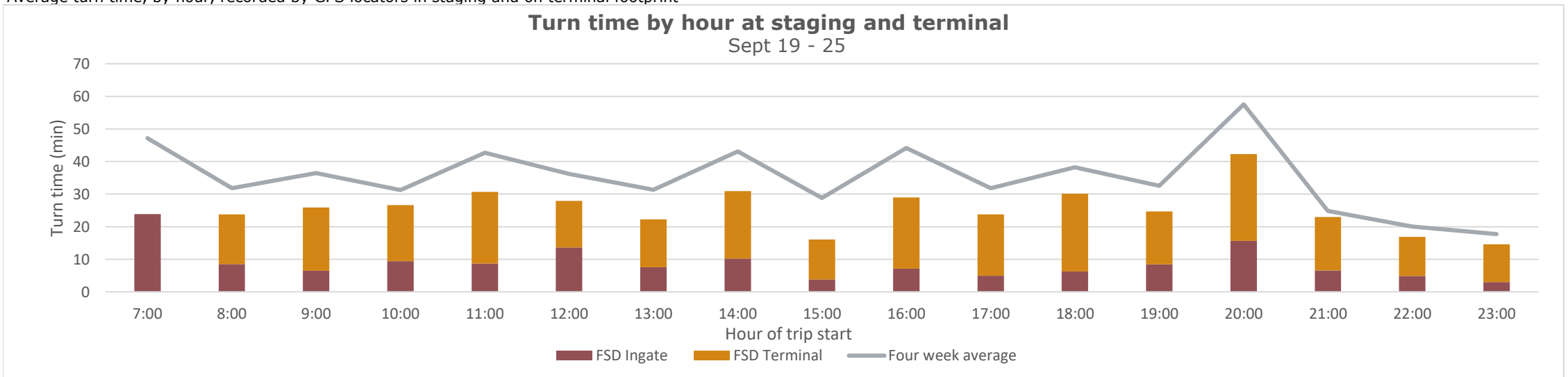
Average total time between staging entry and terminal exit

### Number of trips tracked

Number of trips on the terminal recorded by GPS locators during the week.

## Turn time by Hour

Average turn time, by hour, recorded by GPS locators in staging and on terminal footprint



# FSD weekly truck turn time report

