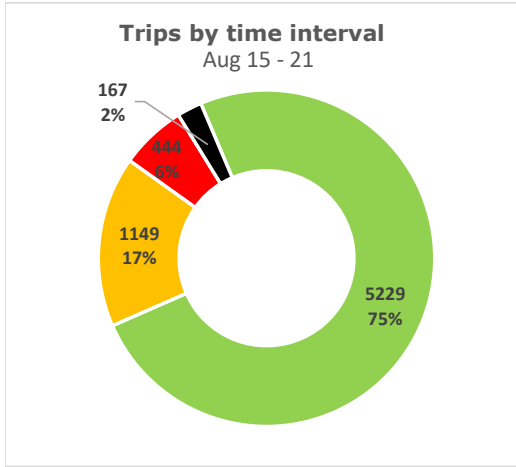


# Deltaport weekly truck turn time report

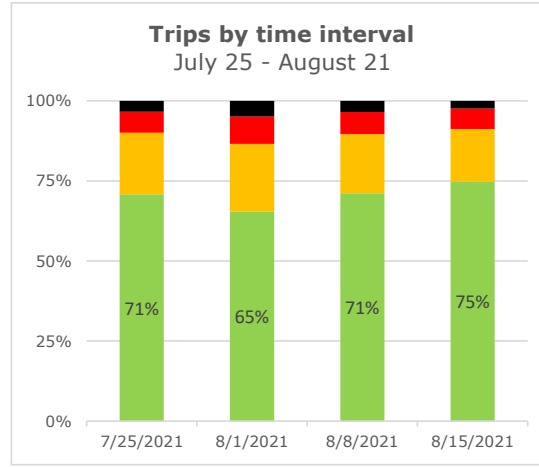
Reporting period: Aug 15 - 21, 2021

## Trips by Time interval

Proportion of GPS trips completed from staging in to terminal out in <60 minutes, 60-90 minutes, 90-120 minutes, and >120 minutes.



■ < 60 min ■ 60 - 90 min ■ 90 - 120 min ■ > 120 min



## Weekly statistics

### Average Staging Turn Time (min)

Average time between staging entry and exit

Day gate	Night gate	Total
16	17	16

### Average Terminal Turn Time (min)

Average time between terminal entry and exit

25	26	26
----	----	----

### Average Total Turn Time (min)

Average total time between staging entry and terminal exit

42	43	42
----	----	----

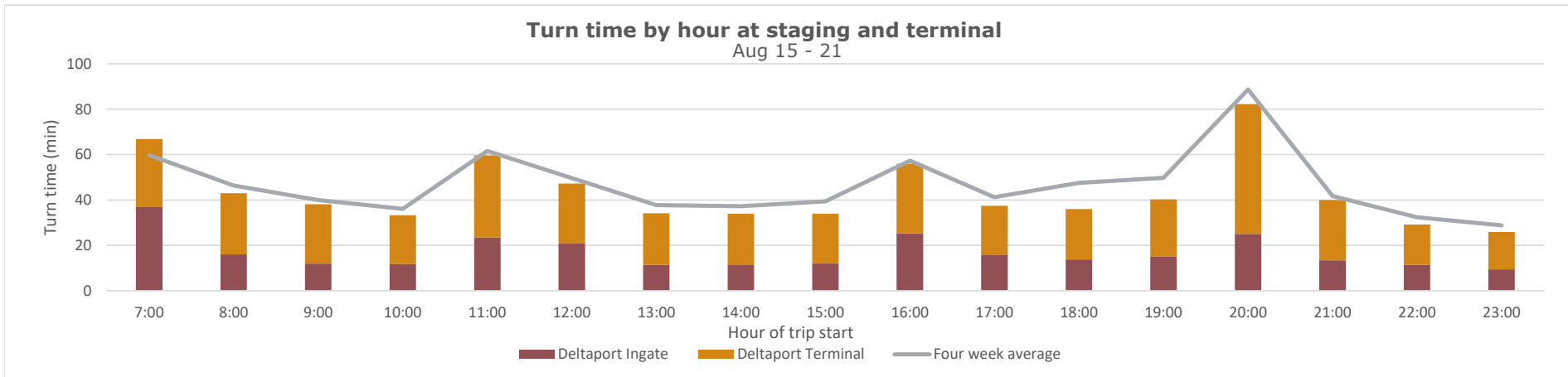
### Number of trips tracked

Number of trips on the terminal recorded by GPS locators during the week.

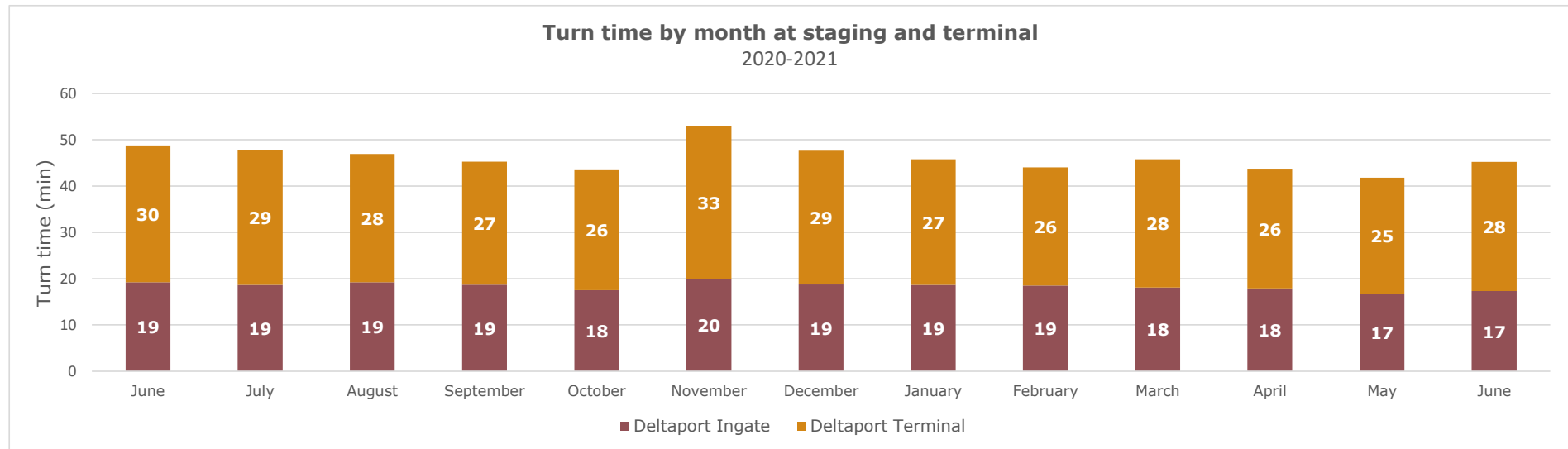
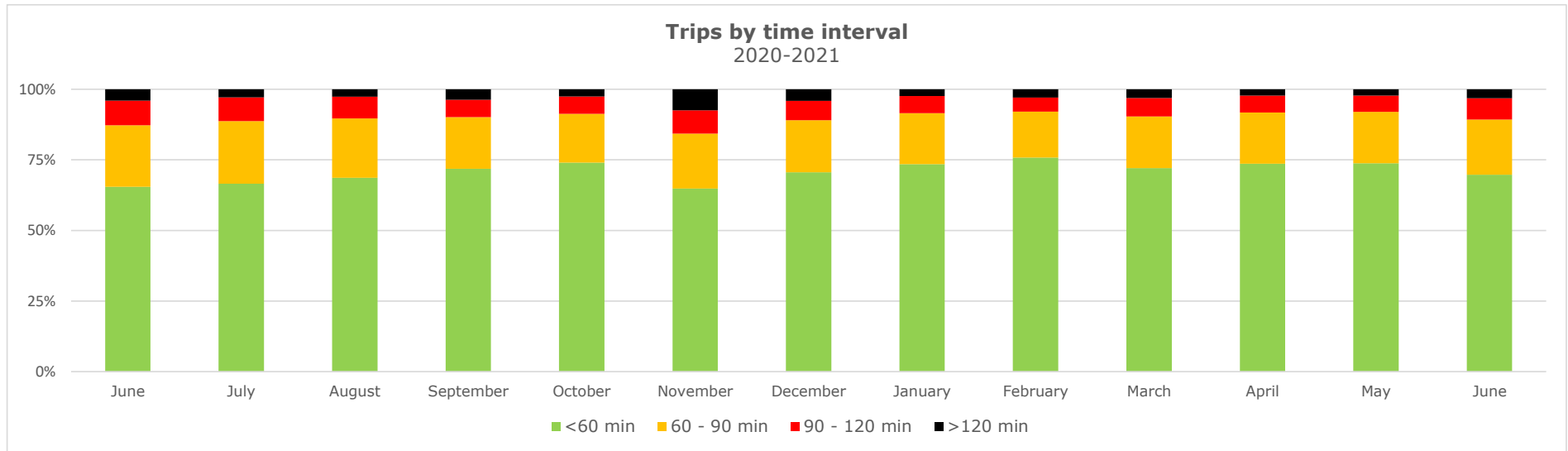
5,452	1,537	6,989
-------	-------	-------

## Turn time by Hour

Average turn time, by hour, recorded by GPS locators in staging and on terminal footprint



## Deltaport weekly truck turn time report

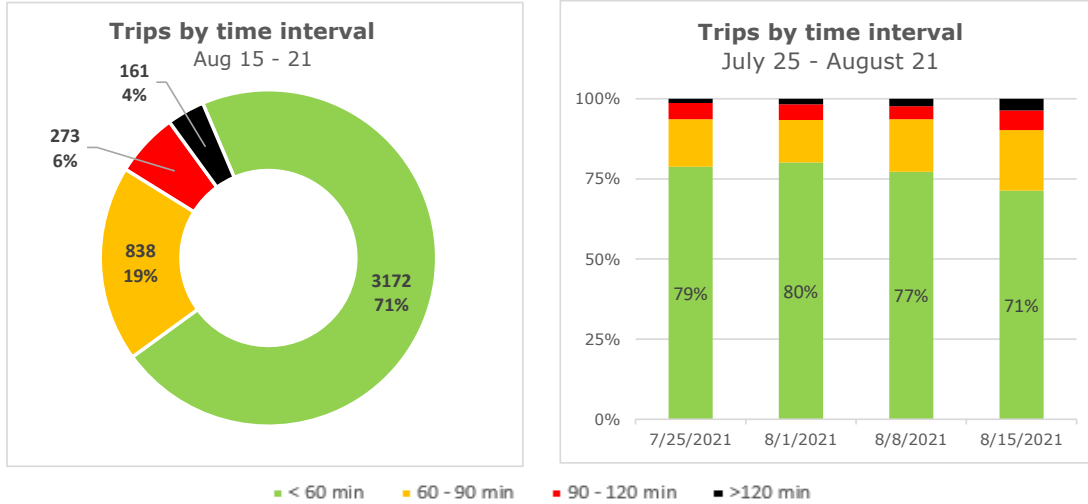


# Vanterm weekly truck turn time report

Reporting period: Aug 15 - 21, 2021

## Trips by Time interval

Proportion of GPS trips completed from staging in to terminal out in <60 minutes, 60-90 minutes, 90-120 minutes, and >120 minutes.



## Weekly statistics

### Average Staging Turn Time (min)

Average time between staging entry and exit

	Day gate	Night gate	Total
<b>Average Staging Turn Time (min)</b> Average time between staging entry and exit	17	10	15
<b>Average Terminal Turn Time (min)</b> Average time between terminal entry and exit	32	23	29
<b>Average Total Turn Time (min)</b> Average total time between staging entry and terminal exit	49	34	44
<b>Number of trips tracked</b> Number of trips on the terminal recorded by GPS locators during the week.	3,043	1401	4,444

### Average Terminal Turn Time (min)

Average time between terminal entry and exit

### Average Total Turn Time (min)

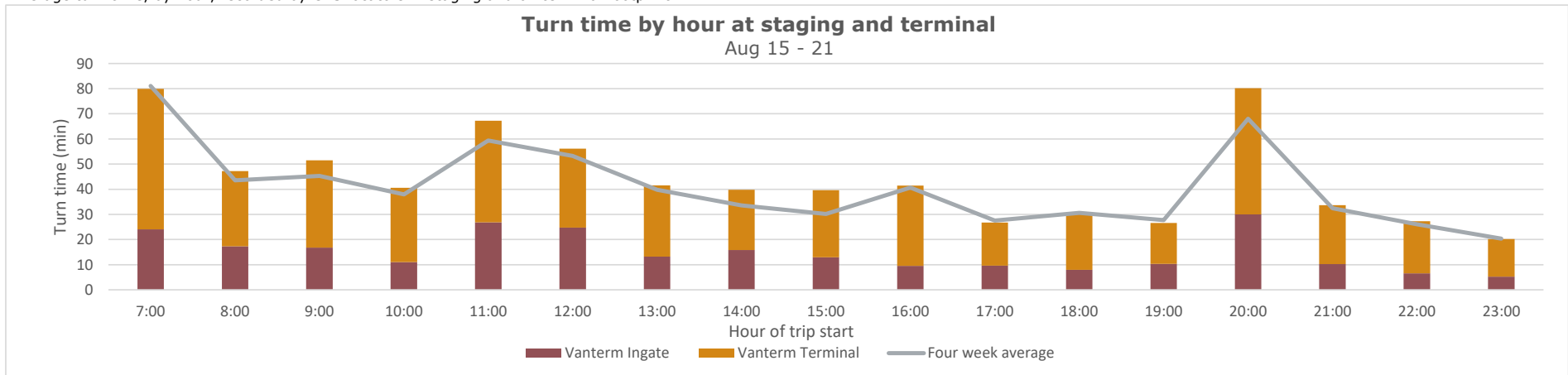
Average total time between staging entry and terminal exit

### Number of trips tracked

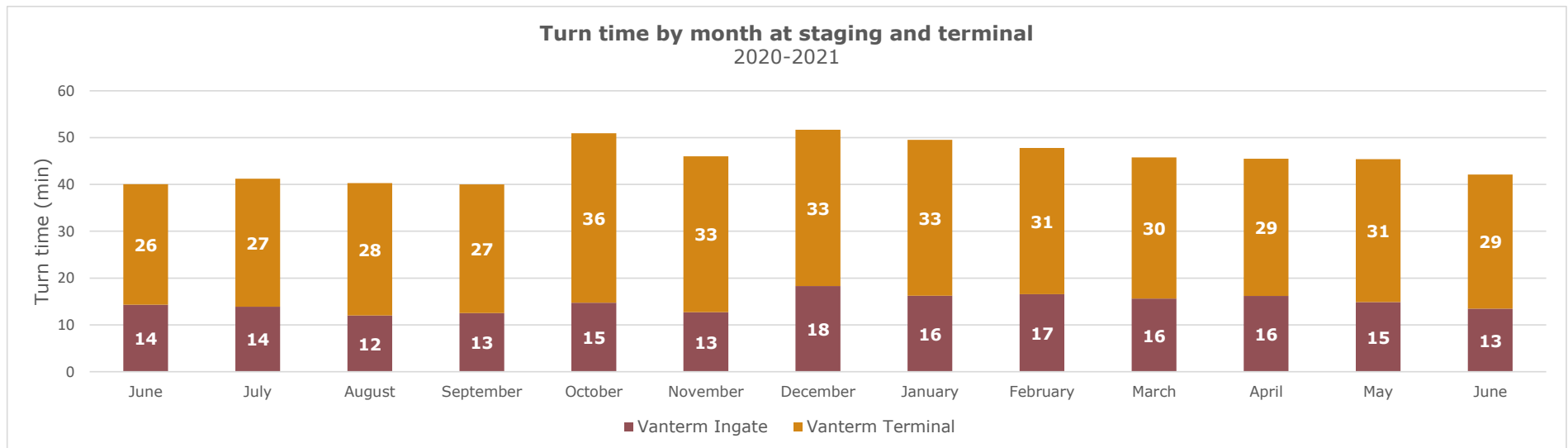
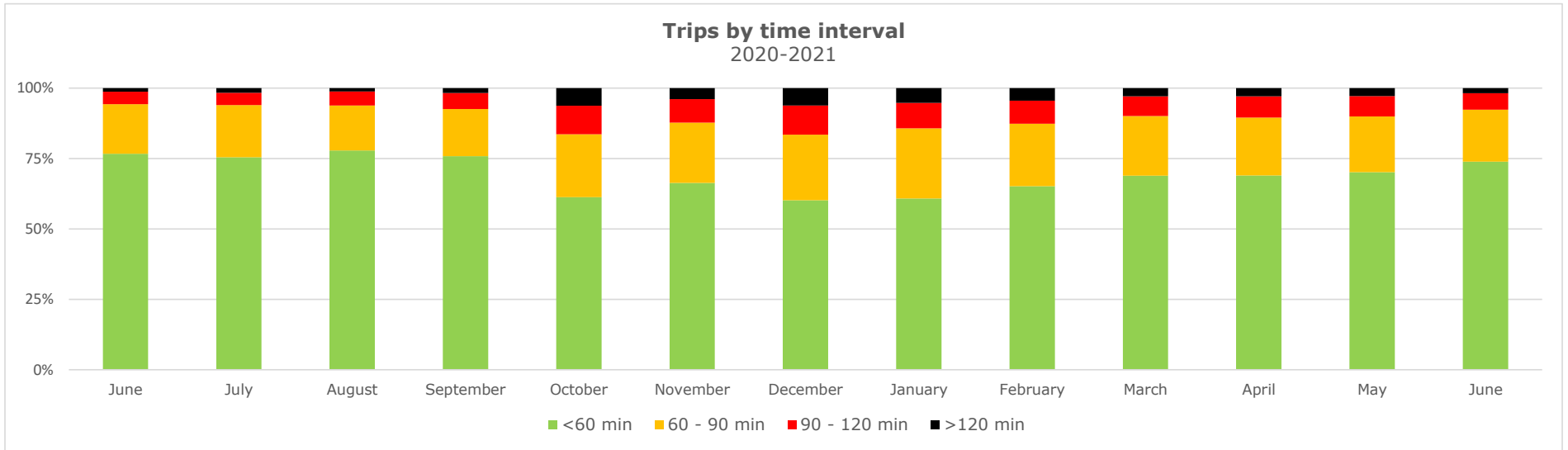
Number of trips on the terminal recorded by GPS locators during the week.

## Turn time by Hour

Average turn time, by hour, recorded by GPS locators in staging and on terminal footprint



## Vanterm weekly truck turn time report

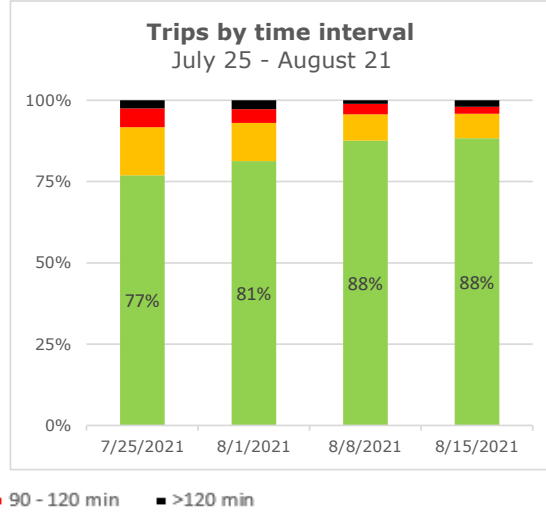
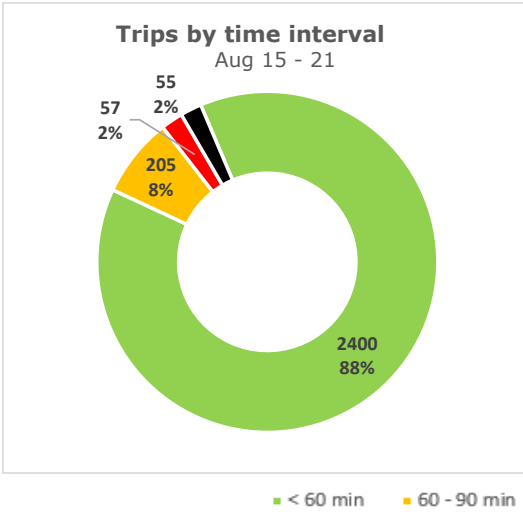


# DPW-Vancouver weekly truck turn time report

Reporting period: Aug 15 - 21, 2021

## Trips by Time interval

Proportion of GPS trips completed from staging in to terminal out in <60 minutes, 60-90 minutes, 90-120 minutes, and >120 minutes.



## Weekly statistics

### Average Staging Turn Time (min)

Average time between staging entry and exit

	Day gate	Night gate	Total
<b>Average Staging Turn Time (min)</b> Average time between staging entry and exit	6	11	8
<b>Average Terminal Turn Time (min)</b> Average time between terminal entry and exit	27	29	27
<b>Average Total Turn Time (min)</b> Average total time between staging entry and terminal exit	33	40	36
<b>Number of trips tracked</b> Number of trips on the terminal recorded by GPS locators during the week.	1,702	1,015	2,717

### Average Terminal Turn Time (min)

Average time between terminal entry and exit

### Average Total Turn Time (min)

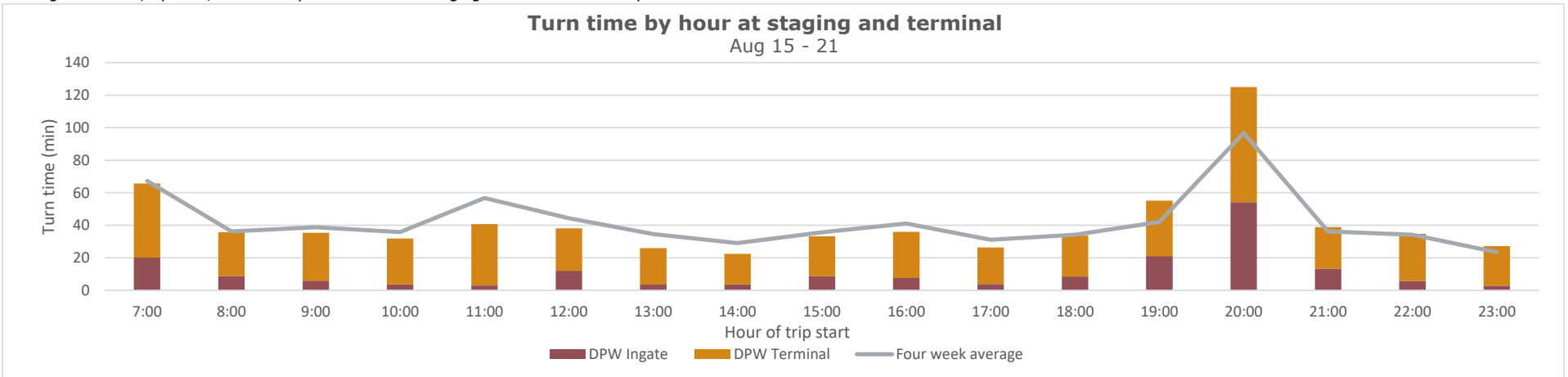
Average total time between staging entry and terminal exit

### Number of trips tracked

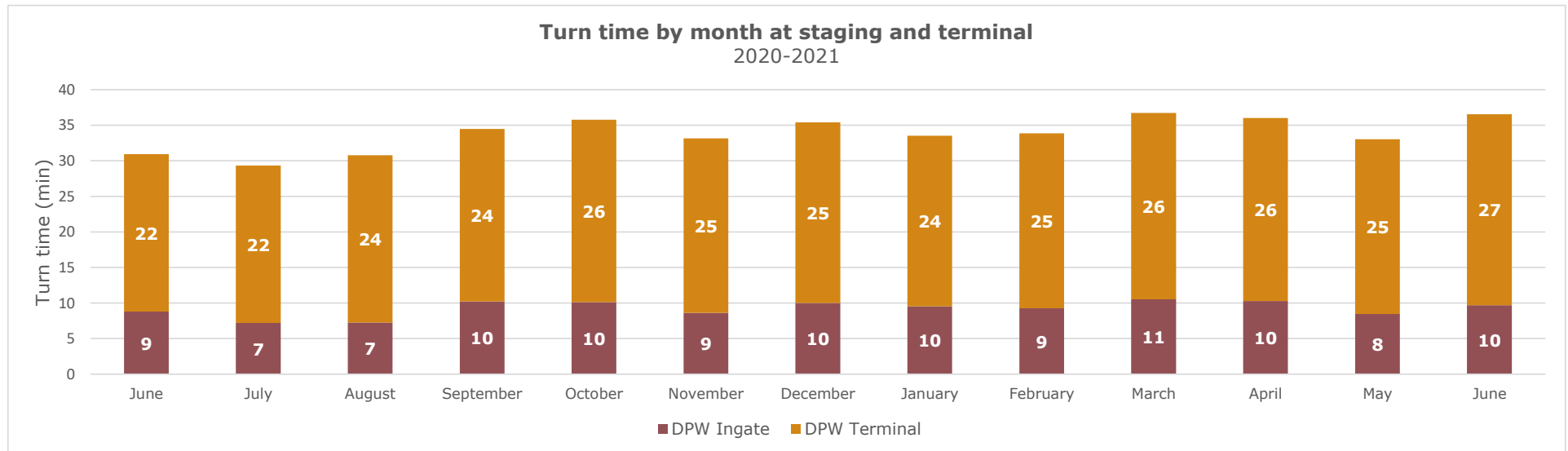
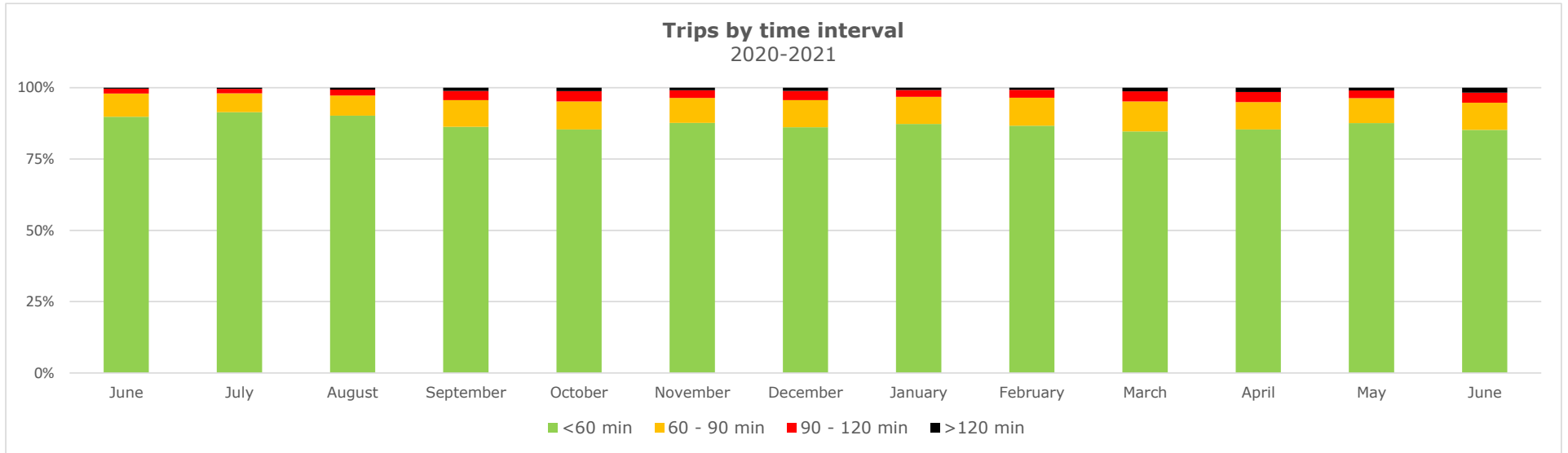
Number of trips on the terminal recorded by GPS locators during the week.

## Turn time by Hour

Average turn time, by hour, recorded by GPS locators in staging and on terminal footprint



## DPW-Vancouver weekly truck turn time report

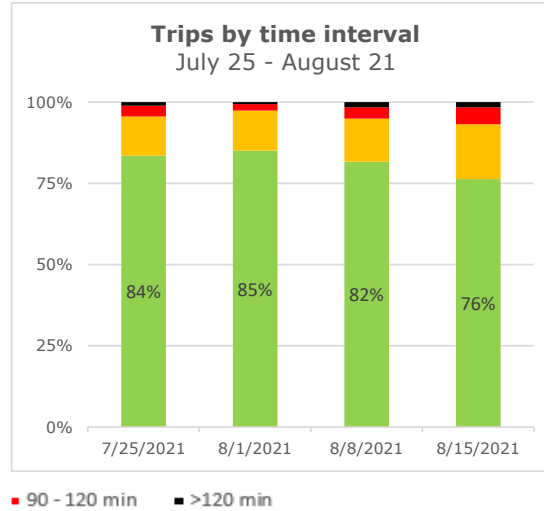
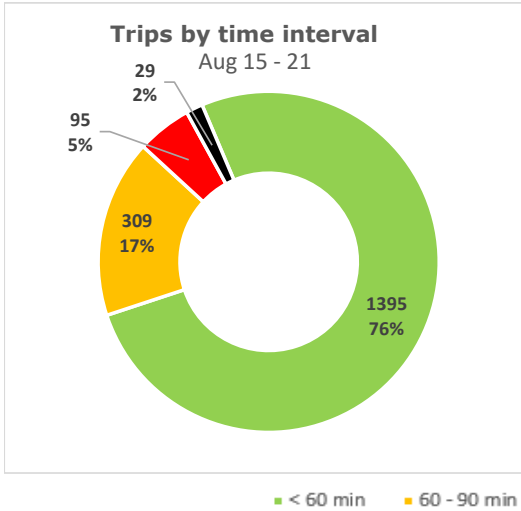


# FSD weekly truck turn time report

Reporting period: Aug 15 - 21, 2021

## Trips by Time interval

Proportion of GPS trips completed from staging in to terminal out in <60 minutes, 60-90 minutes, 90-120 minutes, and >120 minutes.



## Weekly statistics

### Average Staging Turn Time (min)

Average time between staging entry and exit

	Day gate	Night gate	Total
<b>Average Staging Turn Time (min)</b> Average time between staging entry and exit	13	10	12
<b>Average Terminal Turn Time (min)</b> Average time between terminal entry and exit	24	20	23
<b>Average Total Turn Time (min)</b> Average total time between staging entry and terminal exit	37	30	35
<b>Number of trips tracked</b> Number of trips on the terminal recorded by GPS locators during the week.	1,305	523	1,828

### Average Terminal Turn Time (min)

Average time between terminal entry and exit

### Average Total Turn Time (min)

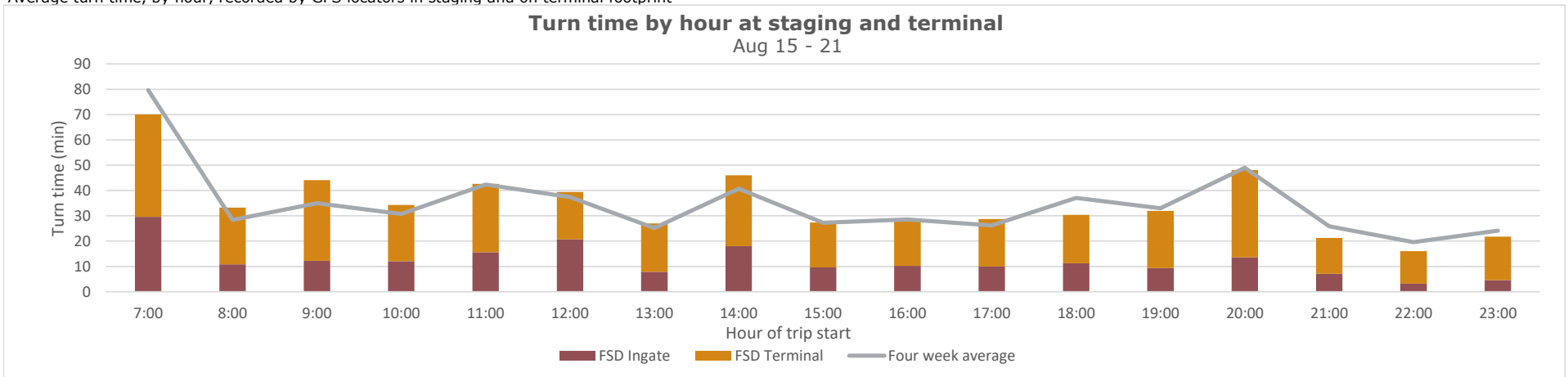
Average total time between staging entry and terminal exit

### Number of trips tracked

Number of trips on the terminal recorded by GPS locators during the week.

## Turn time by Hour

Average turn time, by hour, recorded by GPS locators in staging and on terminal footprint



## FSD weekly truck turn time report

