



Key facts 2020



Port ranking

#1 in Canada

- ▶ **Automobiles**
345,308
- ▶ **Containers**
3.5 million 20-foot equivalent units (TEUs)
- ▶ **Total cargo**
145 million metric tonnes

#2 in North America

total foreign exports
99 million metric tonnes¹

West Coast

#1 total cargo
145 million metric tonnes¹
#3 container volume
3.5 million TEUs

Overview of Canada's largest port

Working waterfront includes:

More than **16,000 hectares** of water | More than **1,500 hectares** of land | Over **350 kilometres** of shoreline

Borders **16** Lower Mainland communities and one Treaty First Nation

Handles **\$1 of every \$3** of Canada's trade in goods outside North America 

Handles trade with roughly **170** trading economies around the world

Operates in:

Burrard Inlet | Fraser River | Roberts Bank

29 major marine cargo terminals²




 **2** |  **2** |  **22** |  **4** |  **1**
Automobile | Breakbulk | Bulk | Containers | Cruise


¹ American Association of Port Authorities

² DP World Fraser Surrey is a container, breakbulk, and bulk terminal.

Economic impact



\$240 billion total value of cargo handled annually  | **\$11.9 billion** GDP across Canada | **\$24.2 billion** economic output  | **\$7 billion** wages in Canada 

115,300 jobs in Canada  | **96,200** jobs in British Columbia | **\$1.4 billion** per year tax revenues
Federal **\$860 million** | Provincial **\$441 million** | Municipal **\$129 million**

Cargo



Domestic	Foreign	Total	Foreign exports	Foreign imports
30 million metric tonnes	+ 115 million metric tonnes	= 145 million metric tonnes	99 million metric tonnes	16 million metric tonnes

Automobiles



345,308 units handled  | Receives nearly 100% of overseas Asian-built imports destined for Canada

Breakbulk



16.7 million metric tonnes →  **11%** of total annual tonnage

Volume

Logs	Other	Woodpulp	Basic metals	Paper and paperboard
54%	32%	7%	5%	2%

Bulk



101.8 million metric tonnes →  Dry and liquid bulk account for **69%** of total annual tonnage

Principal exports

Coal	Potash	Grain, specialty crops and feed	Minerals, ores and concentrates
31.6 million metric tonnes	10.4 million metric tonnes	29.9 million metric tonnes	2.7 million metric tonnes

Container



3.5 million 20-foot TEUs
(27 million metric tonnes)



4 terminals
Centerm, Deltaport, Vanterm and DP World Fraser Surrey

Cruise



0 passengers



0 sailings



Homeport for Vancouver-Alaska cruise itinerary

The federal government prohibited cruise ships from docking at Canadian ports throughout the 2020 season due to the COVID-19 pandemic.

Major trading economies



Total	Imports	Exports
1. China 2. Japan 3. South Korea	1. China 2. South Korea 3. United States	1. China 2. Japan 3. South Korea



Class 1 railways
CN, Canadian Pacific and BNSF 

2,730 Foreign vessel calls 