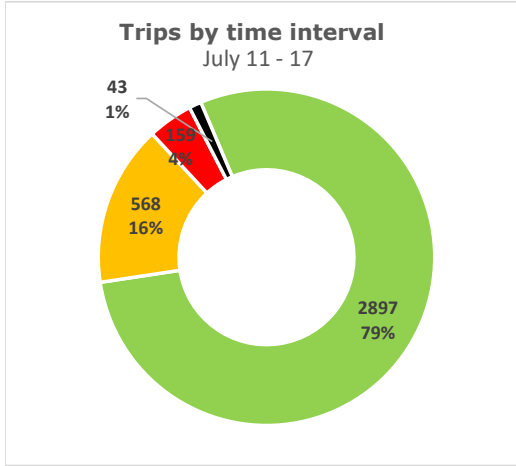


# Deltaport weekly truck turn time report

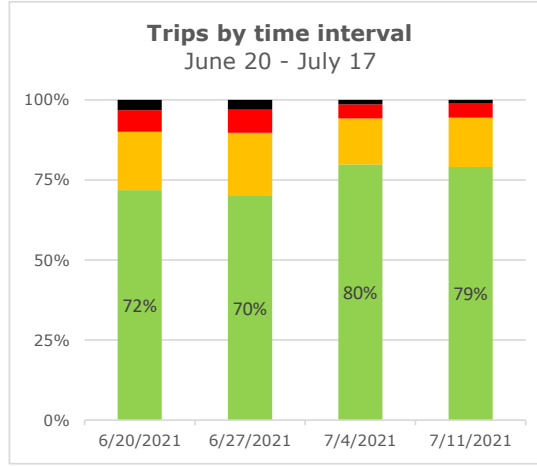
Reporting period: July 11 - 17, 2021

## Trips by Time interval

Proportion of GPS trips completed from staging in to terminal out in <60 minutes, 60-90 minutes, 90-120 minutes, and >120 minutes.



■ < 60 min ■ 60 - 90 min ■ 90 - 120 min ■ > 120 min



## Weekly statistics

### Average Staging Turn Time (min)

Average time between staging entry and exit

Day gate	Night gate	Total
16	16	16

### Average Terminal Turn Time (min)

Average time between terminal entry and exit

22	15	22
----	----	----

### Average Total Turn Time (min)

Average total time between staging entry and terminal exit

38	31	38
----	----	----

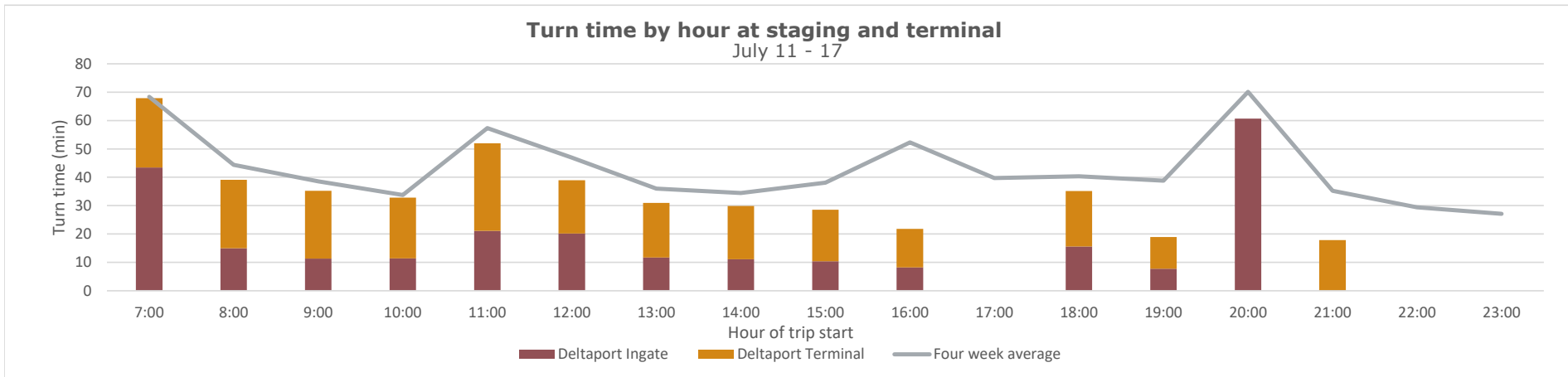
### Number of trips tracked

Number of trips on the terminal recorded by GPS locators during the week.

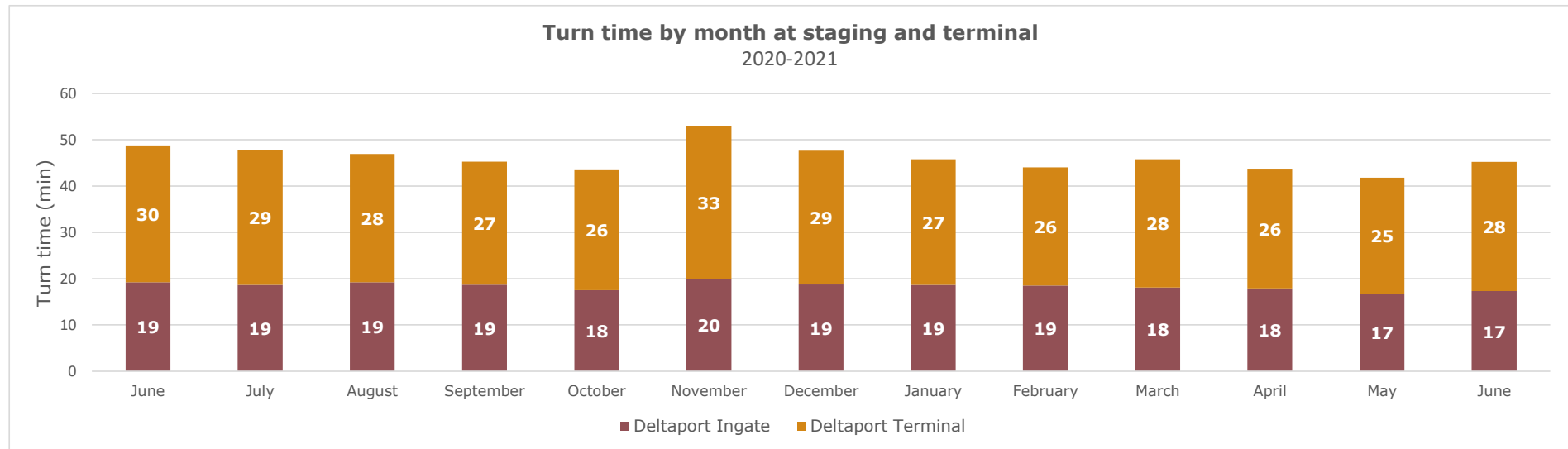
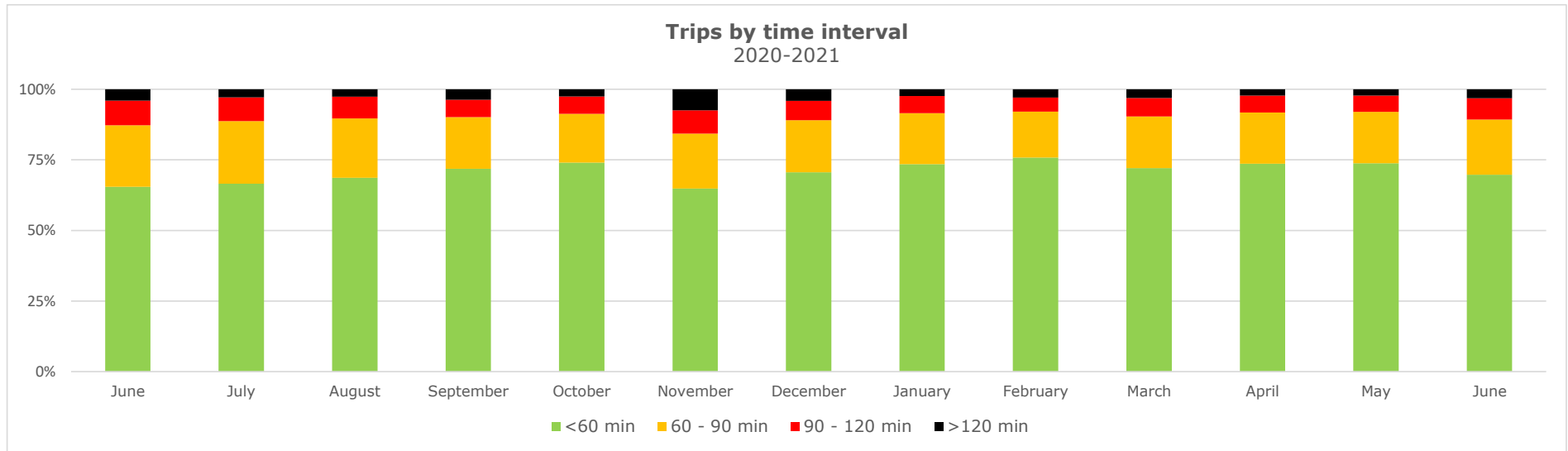
3,652	15	3,667
-------	----	-------

## Turn time by Hour

Average turn time, by hour, recorded by GPS locators in staging and on terminal footprint



## Deltaport weekly truck turn time report

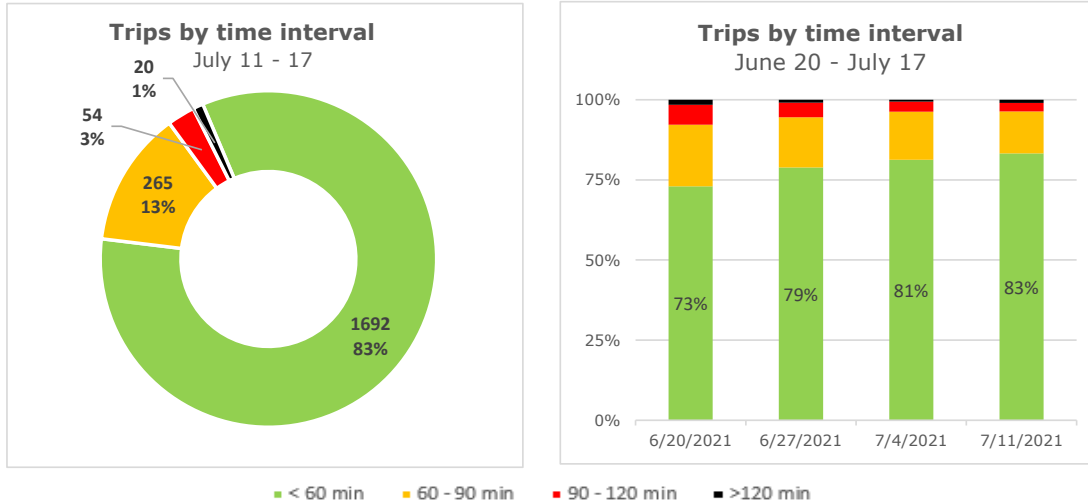


# Vanterm weekly truck turn time report

Reporting period: July 11 - 17, 2021

## Trips by Time interval

Proportion of GPS trips completed from staging in to terminal out in <60 minutes, 60-90 minutes, 90-120 minutes, and >120 minutes.



## Weekly statistics

### Average Staging Turn Time (min)

Average time between staging entry and exit

	Day gate	Night gate	Total
Average Staging Turn Time (min)	10	8	9
Average Terminal Turn Time (min)	24	22	24
Average Total Turn Time (min)	34	31	33
Number of trips tracked	1,222	809	2,031

### Average Terminal Turn Time (min)

Average time between terminal entry and exit

### Average Total Turn Time (min)

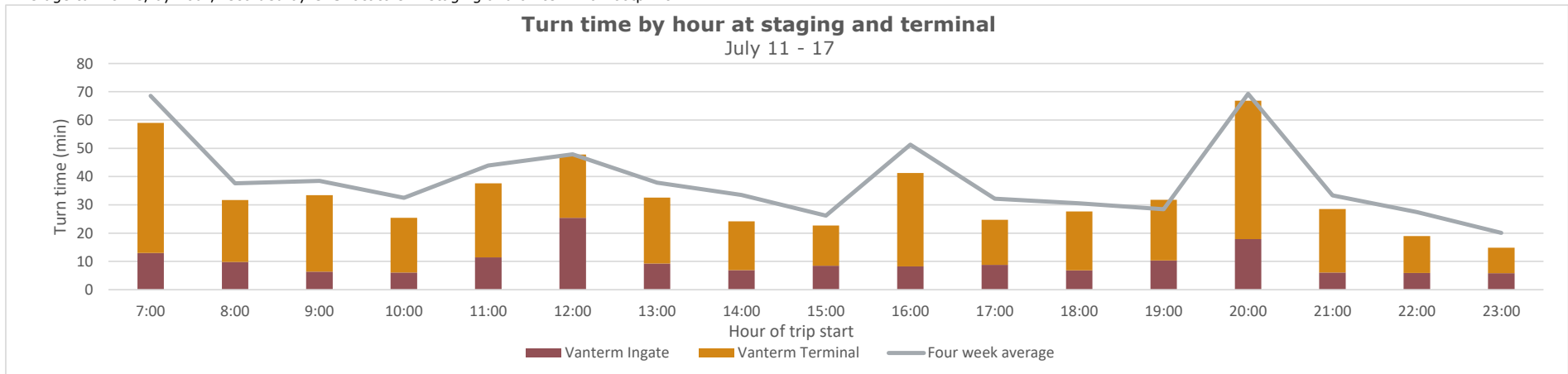
Average total time between staging entry and terminal exit

### Number of trips tracked

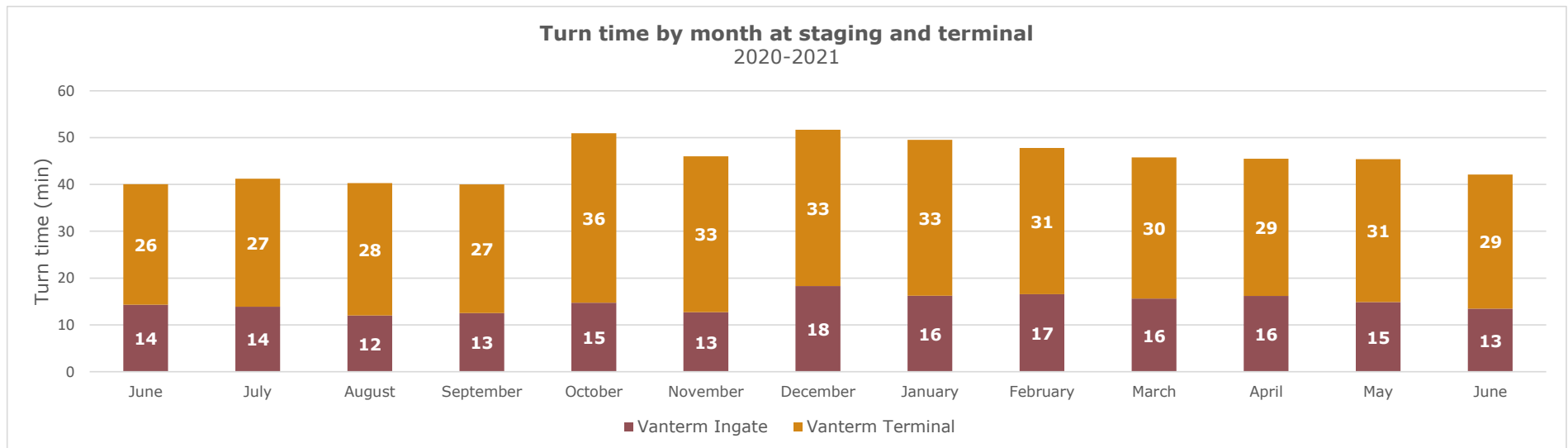
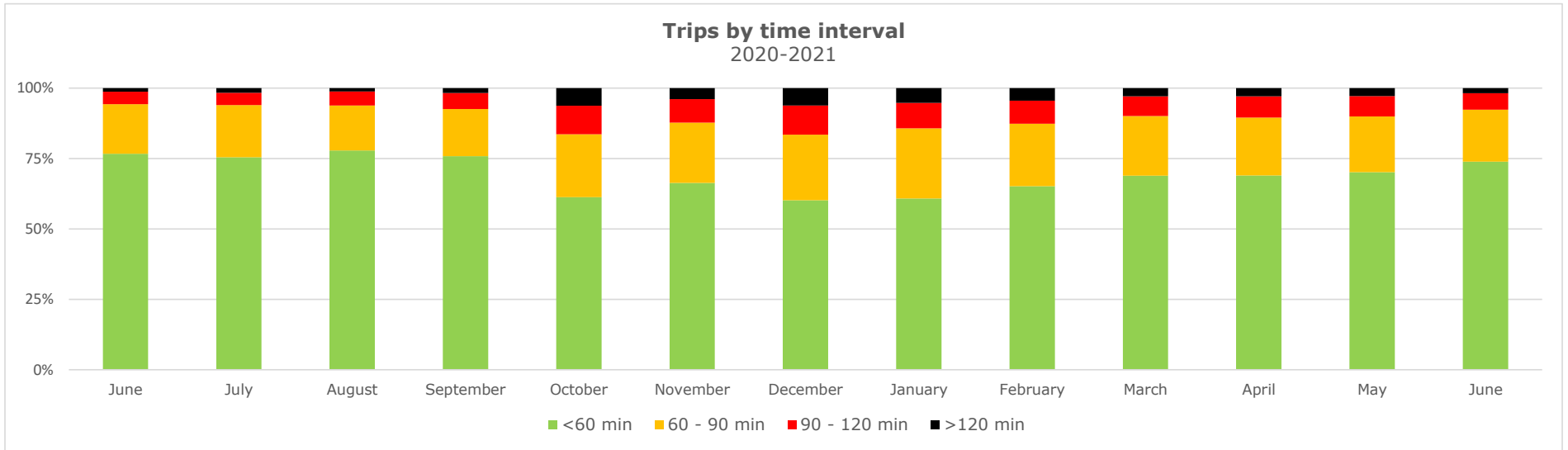
Number of trips on the terminal recorded by GPS locators during the week.

## Turn time by Hour

Average turn time, by hour, recorded by GPS locators in staging and on terminal footprint



## Vanterm weekly truck turn time report

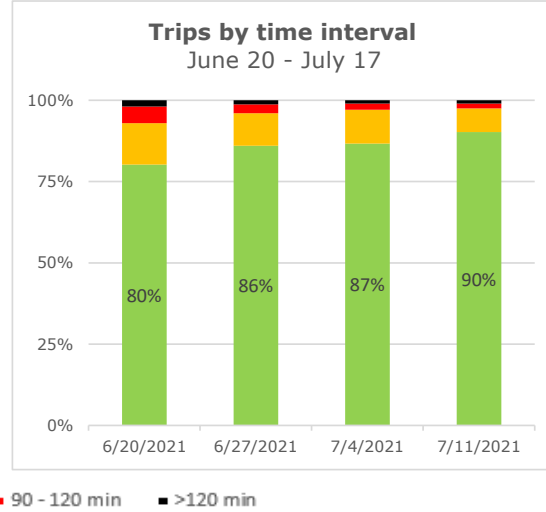
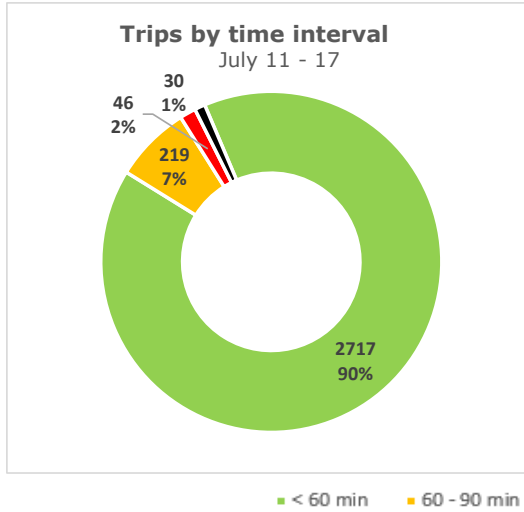


# DPW-Vancouver weekly truck turn time report

Reporting period: July 11 - 17, 2021

## Trips by Time interval

Proportion of GPS trips completed from staging in to terminal out in <60 minutes, 60-90 minutes, 90-120 minutes, and >120 minutes.



## Weekly statistics

### Average Staging Turn Time (min)

Average time between staging entry and exit

	Day gate	Night gate	Total
<b>Average Staging Turn Time (min)</b> Average time between staging entry and exit	8	14	11
<b>Average Terminal Turn Time (min)</b> Average time between terminal entry and exit	23	23	23
<b>Average Total Turn Time (min)</b> Average total time between staging entry and terminal exit	31	37	34
<b>Number of trips tracked</b> Number of trips on the terminal recorded by GPS locators during the week.	1,681	1,331	3,012

### Average Terminal Turn Time (min)

Average time between terminal entry and exit

### Average Total Turn Time (min)

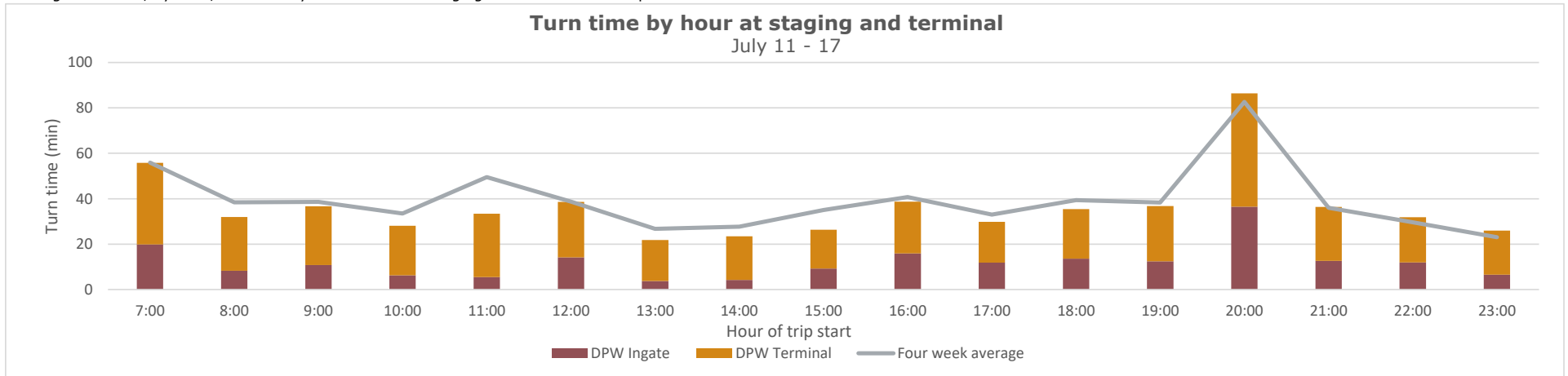
Average total time between staging entry and terminal exit

### Number of trips tracked

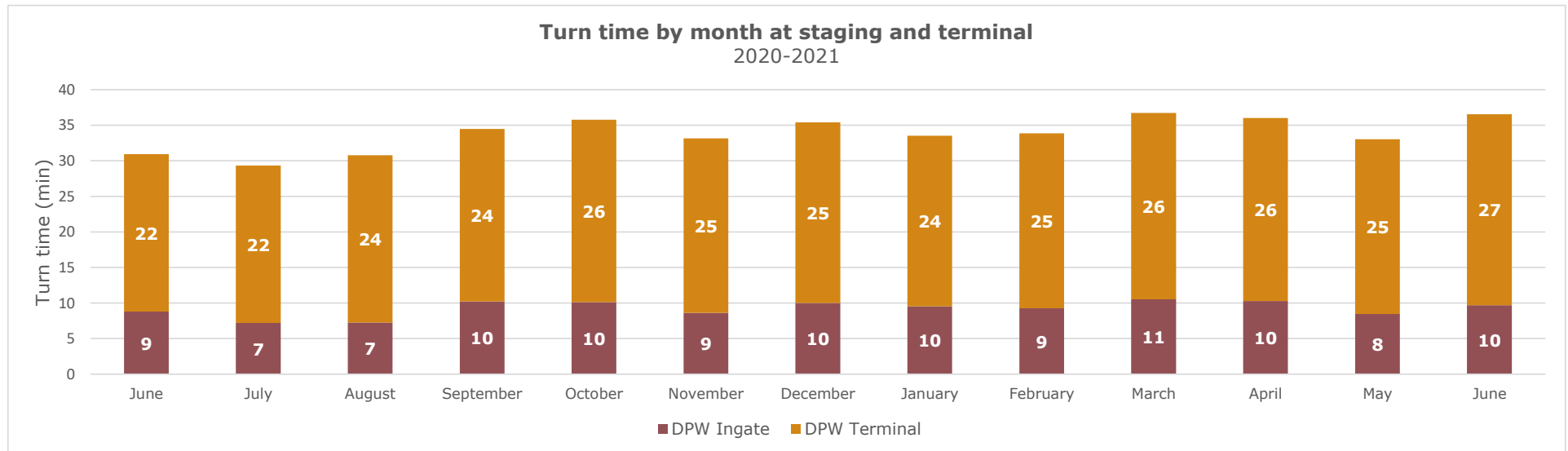
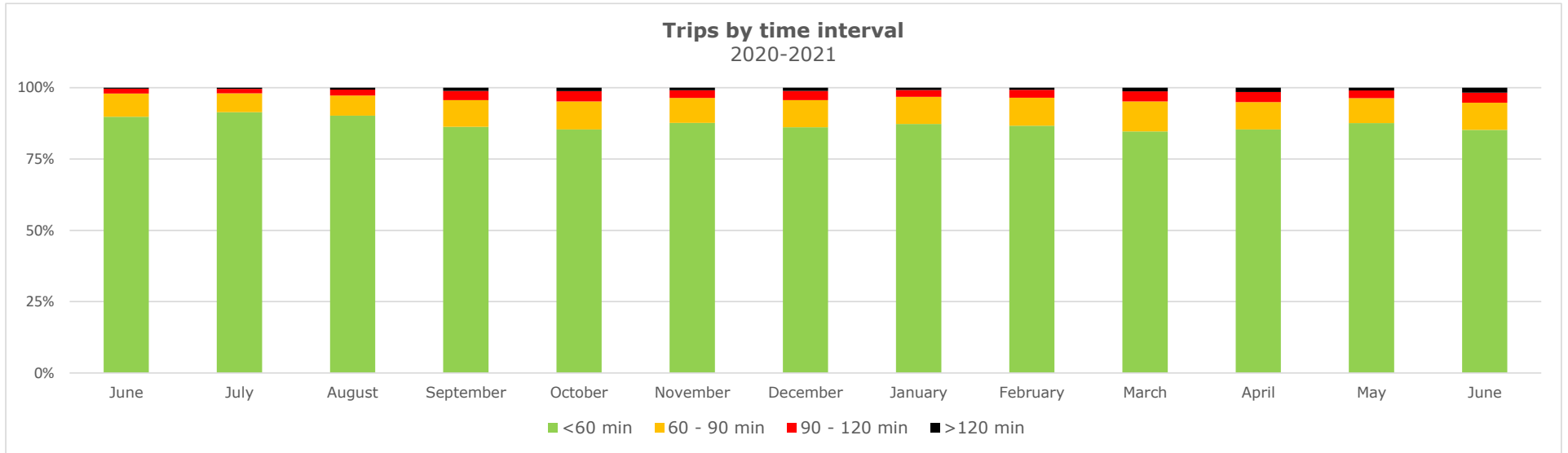
Number of trips on the terminal recorded by GPS locators during the week.

## Turn time by Hour

Average turn time, by hour, recorded by GPS locators in staging and on terminal footprint



## DPW-Vancouver weekly truck turn time report

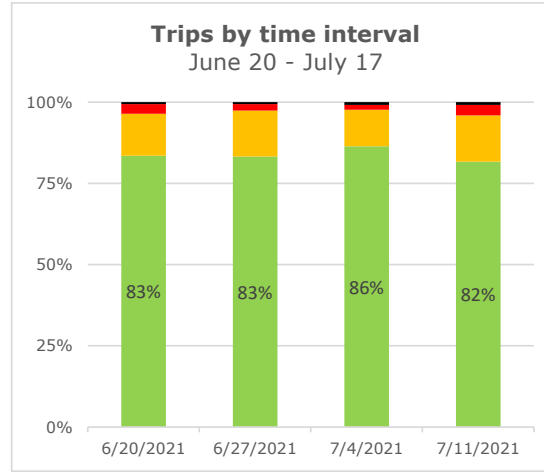
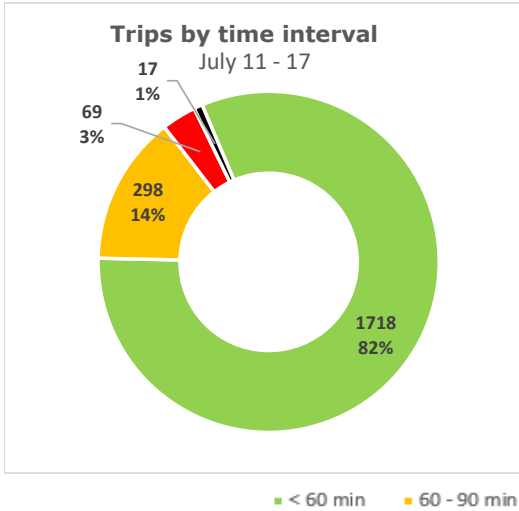


# FSD weekly truck turn time report

Reporting period: July 11 - 17, 2021

## Trips by Time interval

Proportion of GPS trips completed from staging in to terminal out in <60 minutes, 60-90 minutes, 90-120 minutes, and >120 minutes.



## Weekly statistics

### Average Staging Turn Time (min)

Average time between staging entry and exit

	Day gate	Night gate	Total
<b>Average Staging Turn Time (min)</b> Average time between staging entry and exit	11	10	11
<b>Average Terminal Turn Time (min)</b> Average time between terminal entry and exit	20	25	22
<b>Average Total Turn Time (min)</b> Average total time between staging entry and terminal exit	32	35	33
<b>Number of trips tracked</b> Number of trips on the terminal recorded by GPS locators during the week.	1,626	476	2,102

### Average Terminal Turn Time (min)

Average time between terminal entry and exit

### Average Total Turn Time (min)

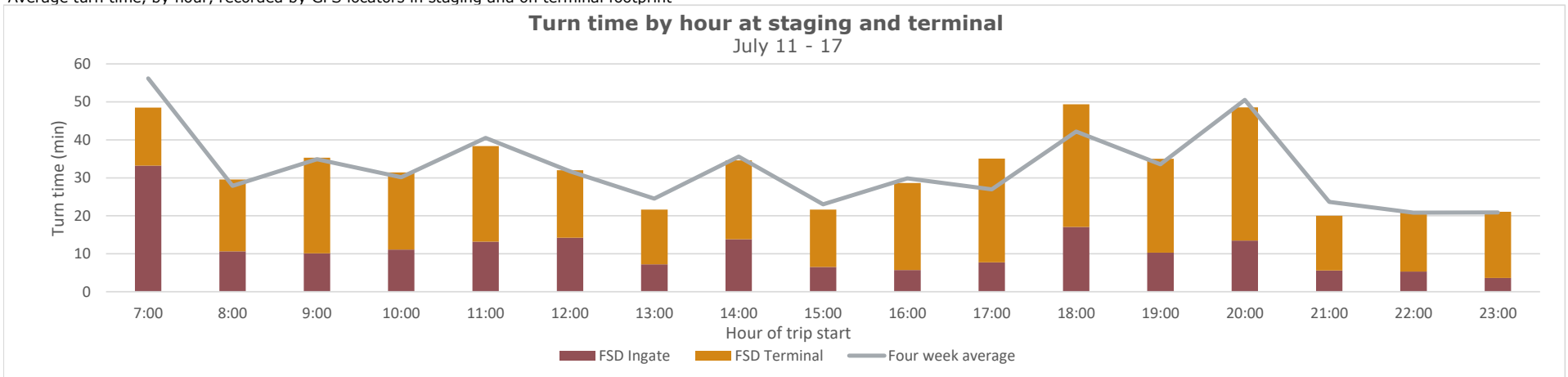
Average total time between staging entry and terminal exit

### Number of trips tracked

Number of trips on the terminal recorded by GPS locators during the week.

## Turn time by Hour

Average turn time, by hour, recorded by GPS locators in staging and on terminal footprint



## FSD weekly truck turn time report

