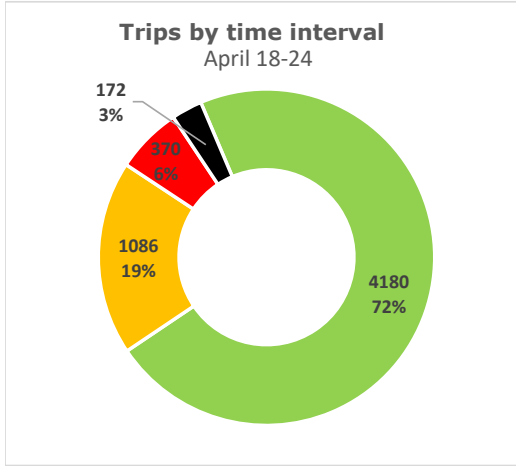


# Deltaport weekly truck turn time report

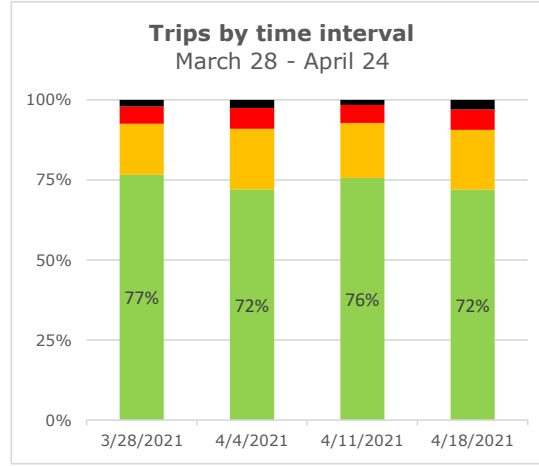
Reporting period: April 18-24, 2021

## Trips by Time interval

Proportion of GPS trips completed from staging in to terminal out in <60 minutes, 60-90 minutes, 90-120 minutes, and >120 minutes.



■ < 60 min ■ 60 - 90 min ■ 90 - 120 min ■ > 120 min



## Weekly statistics

### Average Staging Turn Time (min)

Average time between staging entry and exit

Day gate	Night gate	Total
21	17	20

### Average Terminal Turn Time (min)

Average time between terminal entry and exit

26	25	26
----	----	----

### Average Total Turn Time (min)

Average total time between staging entry and terminal exit

47	43	45
----	----	----

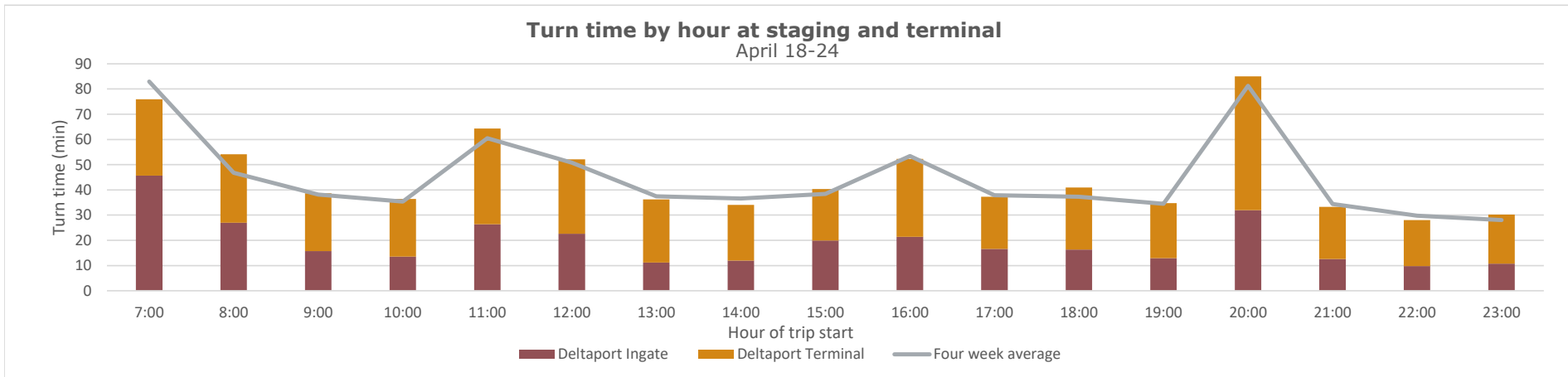
### Number of trips tracked

Number of trips on the terminal recorded by GPS locators during the week.

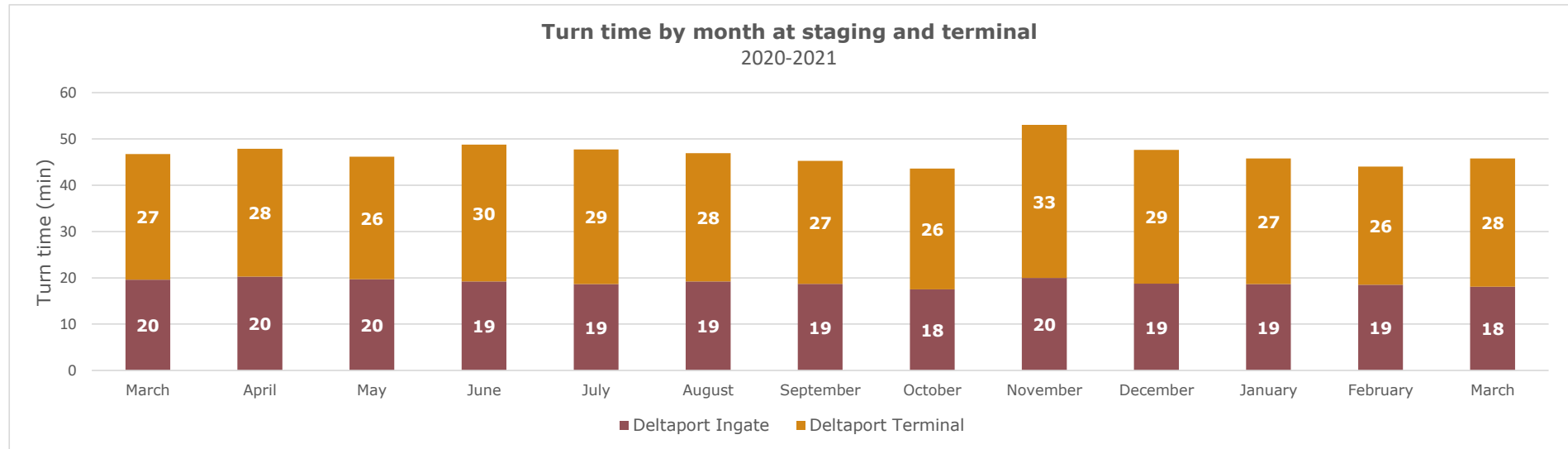
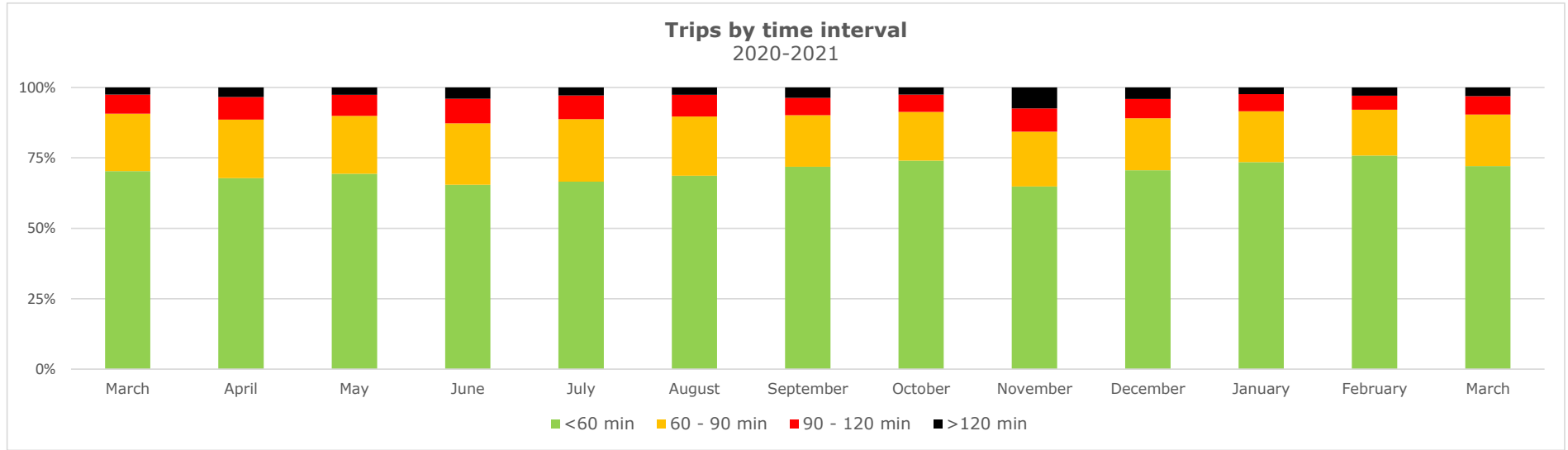
3,900	1,908	5,808
-------	-------	-------

## Turn time by Hour

Average turn time, by hour, recorded by GPS locators in staging and on terminal footprint



## Deltaport weekly truck turn time report

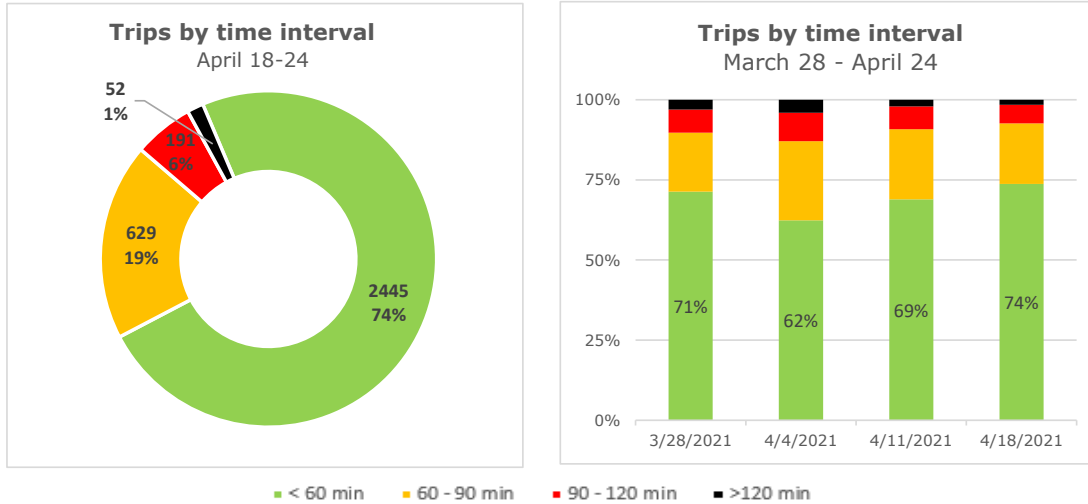


# Vanterm weekly truck turn time report

Reporting period: April 18-24, 2021

## Trips by Time interval

Proportion of GPS trips completed from staging in to terminal out in <60 minutes, 60-90 minutes, 90-120 minutes, and >120 minutes.



## Weekly statistics

### Average Staging Turn Time (min)

Average time between staging entry and exit

	Day gate	Night gate	Total
<b>Average Staging Turn Time (min)</b> Average time between staging entry and exit	14	12	13
<b>Average Terminal Turn Time (min)</b> Average time between terminal entry and exit	30	26	28
<b>Average Total Turn Time (min)</b> Average total time between staging entry and terminal exit	44	37	42
<b>Number of trips tracked</b> Number of trips on the terminal recorded by GPS locators during the week.	2,268	1049	3,317

### Average Terminal Turn Time (min)

Average time between terminal entry and exit

### Average Total Turn Time (min)

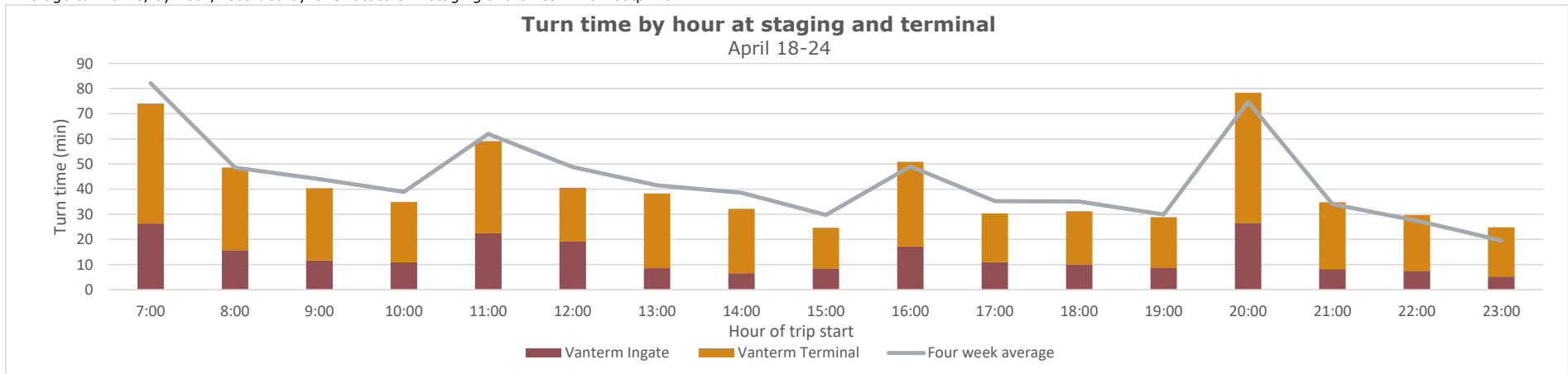
Average total time between staging entry and terminal exit

### Number of trips tracked

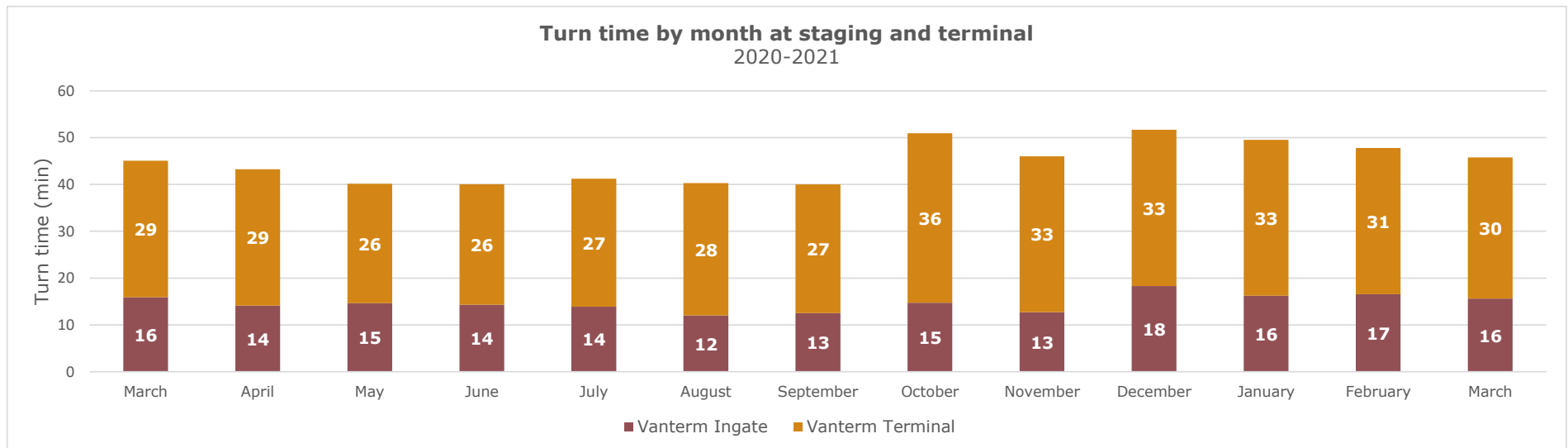
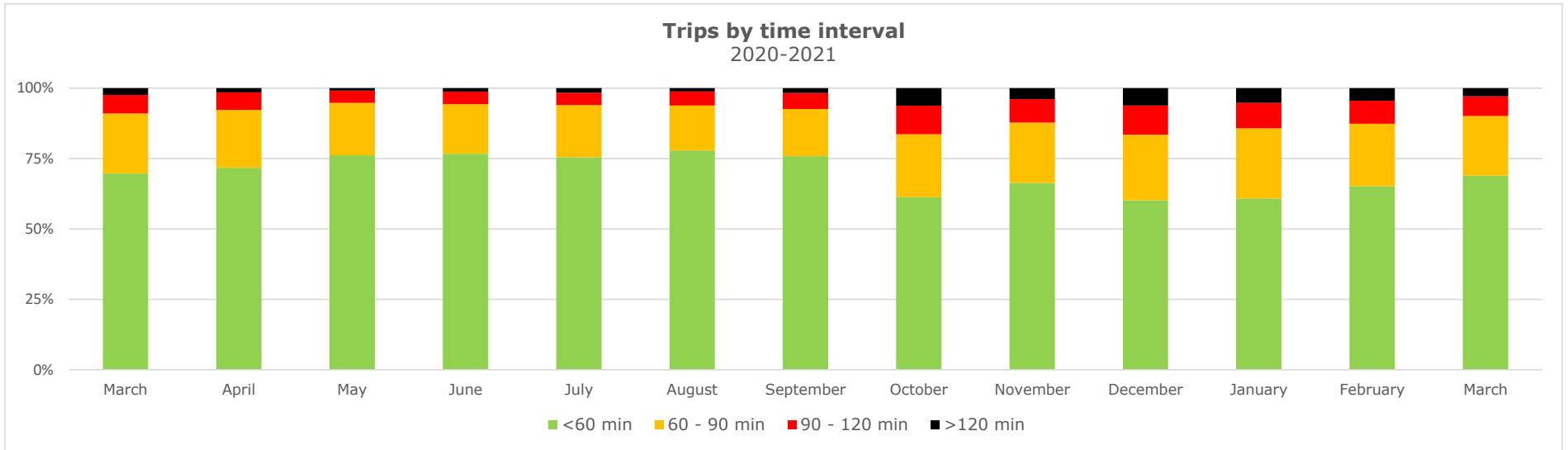
Number of trips on the terminal recorded by GPS locators during the week.

## Turn time by Hour

Average turn time, by hour, recorded by GPS locators in staging and on terminal footprint



## Vanterm weekly truck turn time report

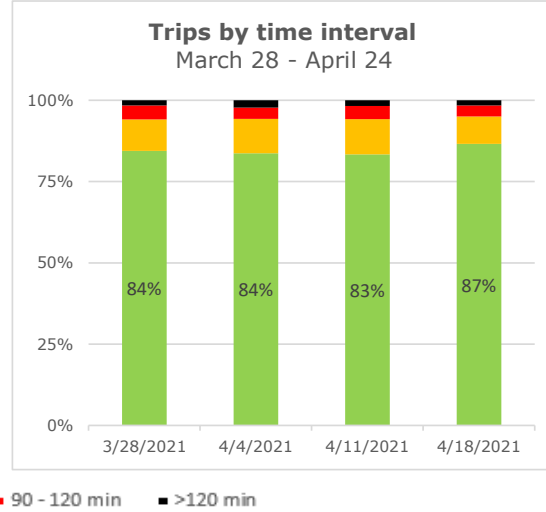
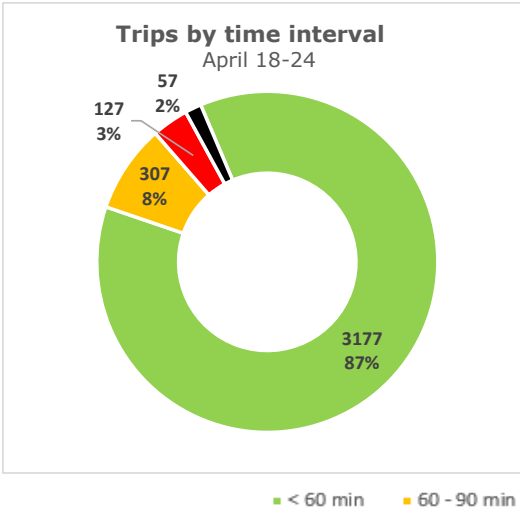


# DPW-Vancouver weekly truck turn time report

Reporting period: April 18-24, 2021

## Trips by Time interval

Proportion of GPS trips completed from staging in to terminal out in <60 minutes, 60-90 minutes, 90-120 minutes, and >120 minutes.



## Weekly statistics

### Average Staging Turn Time (min)

Average time between staging entry and exit

	Day gate	Night gate	Total
<b>Average Staging Turn Time (min)</b> Average time between staging entry and exit	10	11	10
<b>Average Terminal Turn Time (min)</b> Average time between terminal entry and exit	25	26	25
<b>Average Total Turn Time (min)</b> Average total time between staging entry and terminal exit	35	37	36
<b>Number of trips tracked</b> Number of trips on the terminal recorded by GPS locators during the week.	2,632	1,036	3,668

### Average Terminal Turn Time (min)

Average time between terminal entry and exit

### Average Total Turn Time (min)

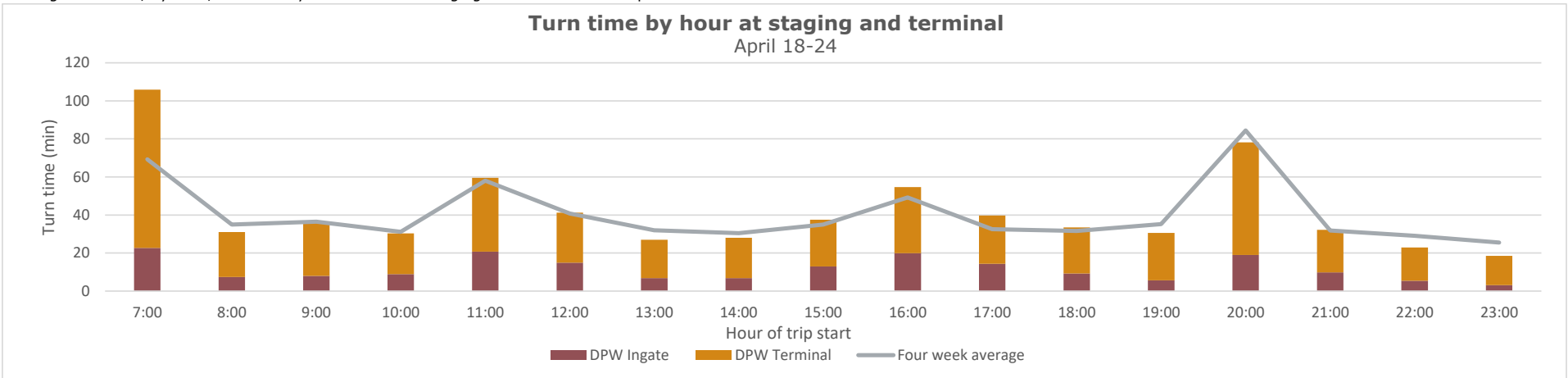
Average total time between staging entry and terminal exit

### Number of trips tracked

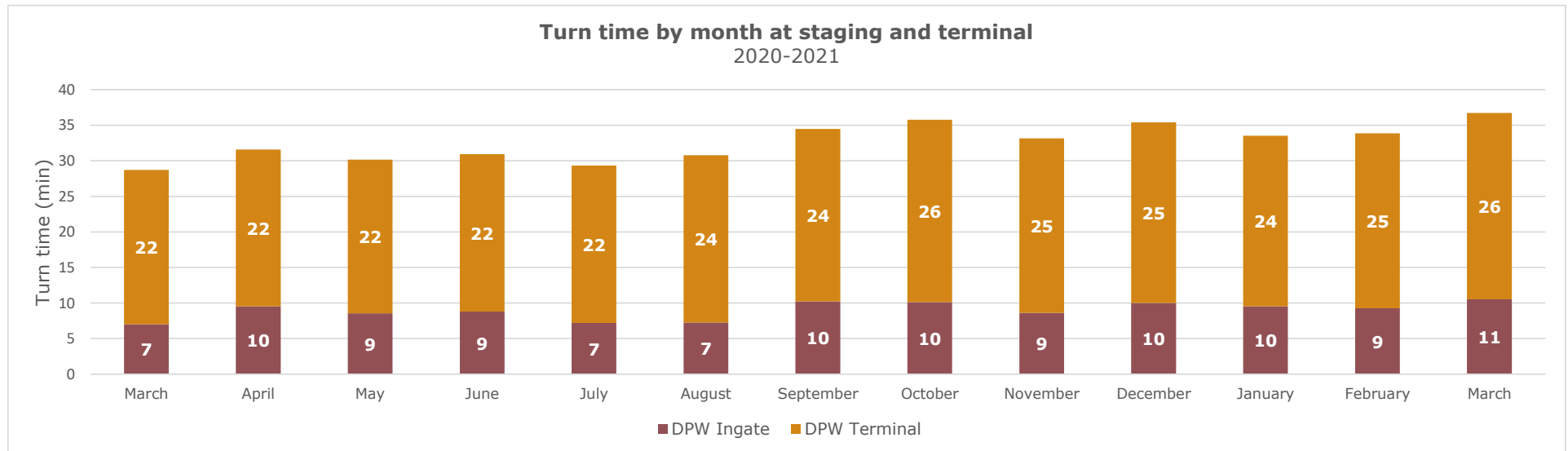
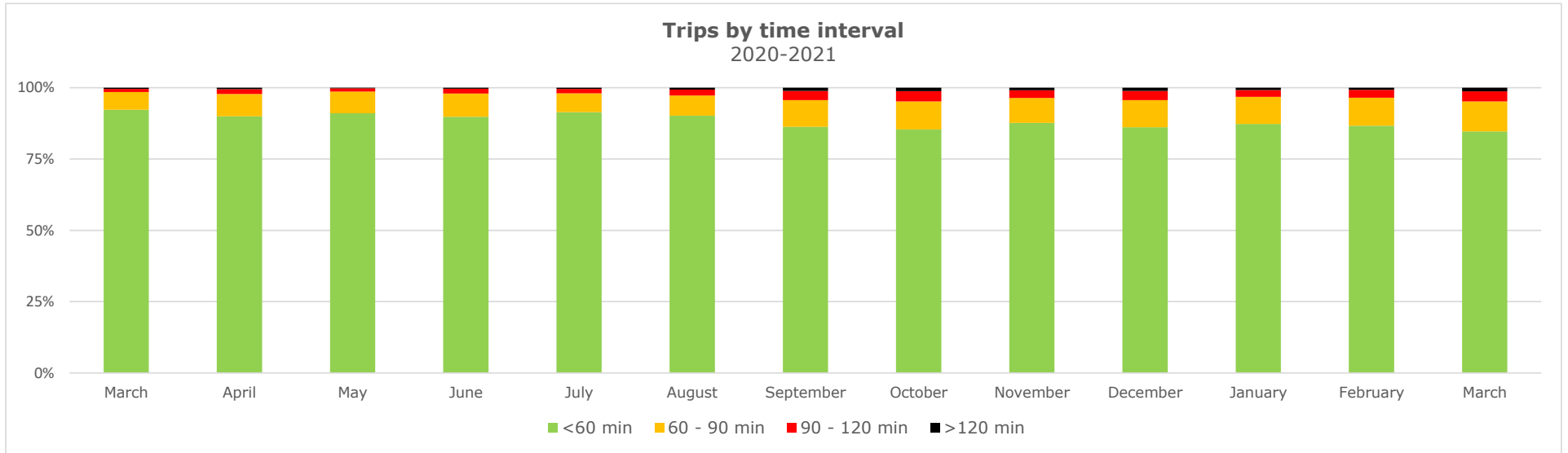
Number of trips on the terminal recorded by GPS locators during the week.

## Turn time by Hour

Average turn time, by hour, recorded by GPS locators in staging and on terminal footprint



## DPW-Vancouver weekly truck turn time report

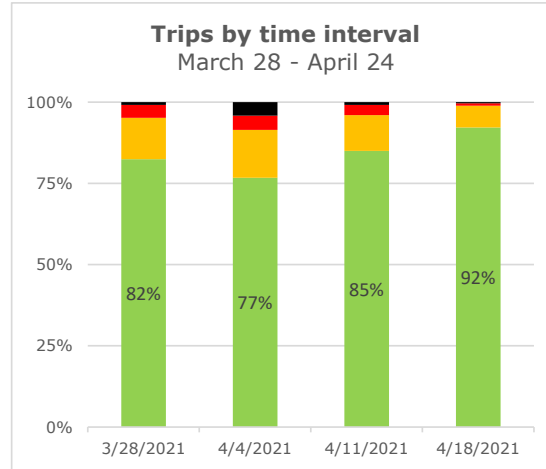
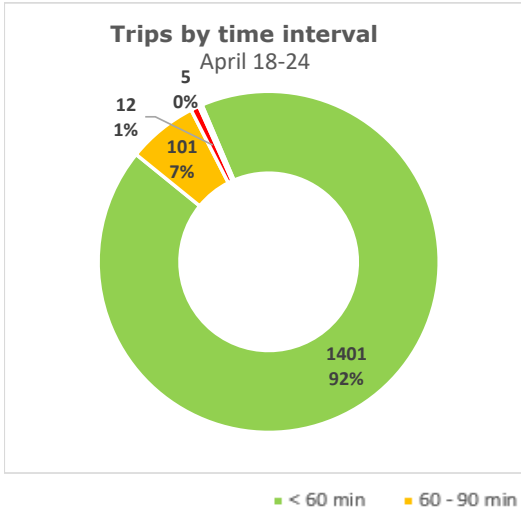


# FSD weekly truck turn time report

Reporting period: April 18-24, 2021

## Trips by Time interval

Proportion of GPS trips completed from staging in to terminal out in <60 minutes, 60-90 minutes, 90-120 minutes, and >120 minutes.



## Weekly statistics

### Average Staging Turn Time (min)

Average time between staging entry and exit

	Day gate	Night gate	Total
<b>Average Staging Turn Time (min)</b> Average time between staging entry and exit	10	7	9
<b>Average Terminal Turn Time (min)</b> Average time between terminal entry and exit	18	14	17
<b>Average Total Turn Time (min)</b> Average total time between staging entry and terminal exit	28	20	26
<b>Number of trips tracked</b> Number of trips on the terminal recorded by GPS locators during the week.	1,099	420	1,519

### Average Terminal Turn Time (min)

Average time between terminal entry and exit

### Average Total Turn Time (min)

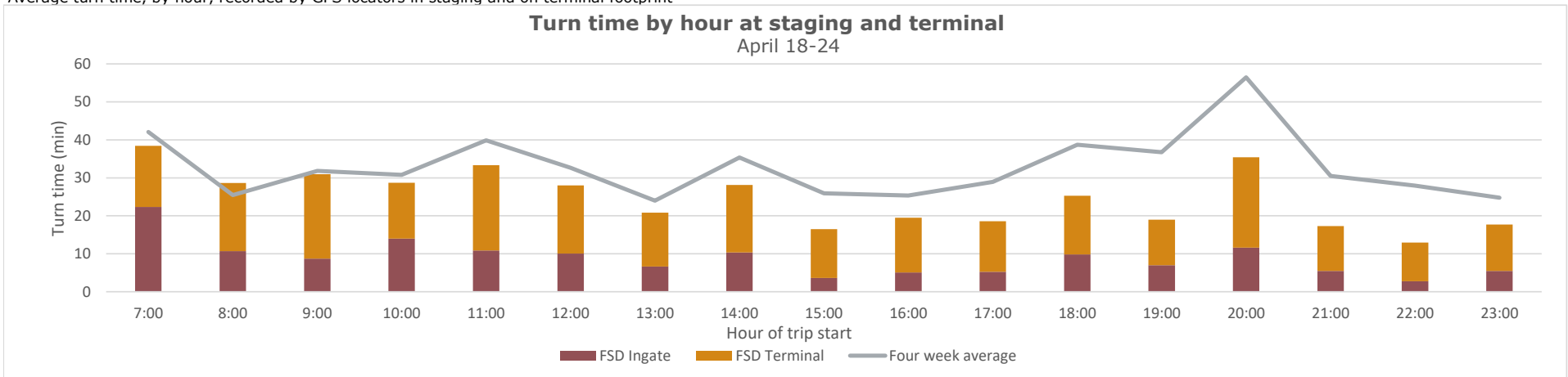
Average total time between staging entry and terminal exit

### Number of trips tracked

Number of trips on the terminal recorded by GPS locators during the week.

## Turn time by Hour

Average turn time, by hour, recorded by GPS locators in staging and on terminal footprint



## FSD weekly truck turn time report

