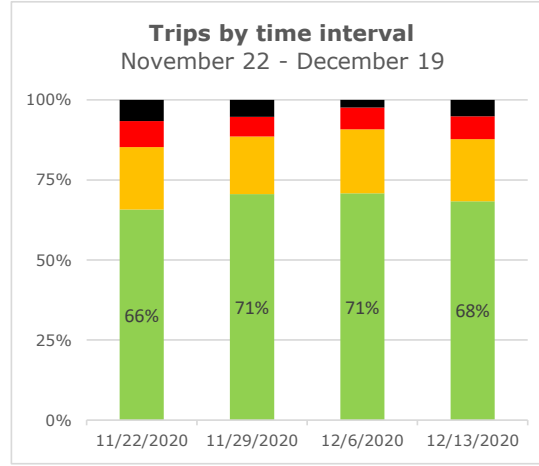
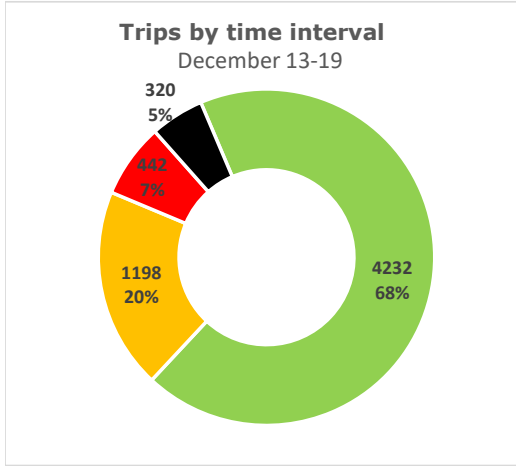


# Deltaport weekly truck turn time report

Reporting period: December 13-19, 2020

## Trips by Time interval

Proportion of GPS trips completed from staging in to terminal out in <60 minutes, 60-90 minutes, 90-120 minutes, and >120 minutes.



■ < 60 min   
 ■ 60 - 90 min   
 ■ 90 - 120 min   
 ■ > 120 min

## Weekly statistics

### Average Staging Turn Time (min)

Average time between staging entry and exit

Day gate	Night gate	Total
23	18	21

### Average Terminal Turn Time (min)

Average time between terminal entry and exit

30	29	29
----	----	----

### Average Total Turn Time (min)

Average total time between staging entry and terminal exit

52	47	51
----	----	----

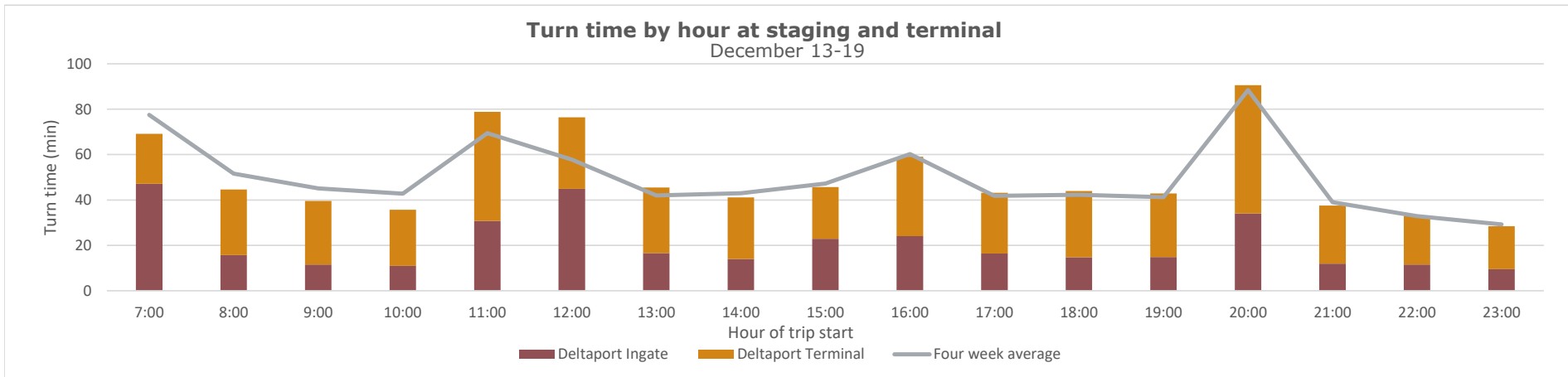
### Number of trips tracked

Number of trips on the terminal recorded by GPS locators during the week.

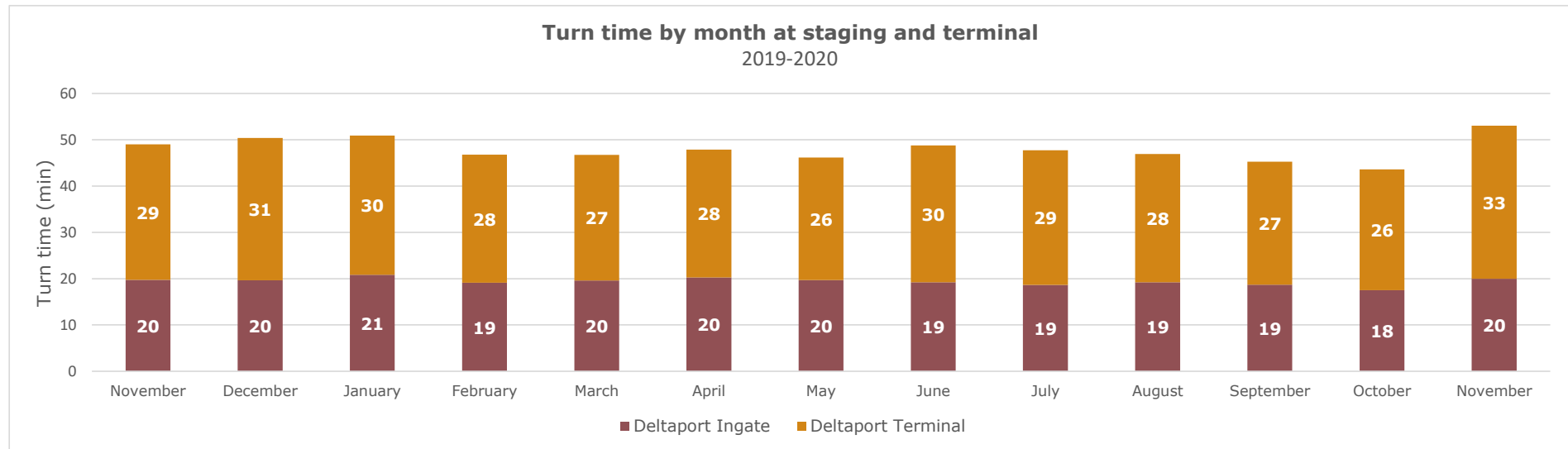
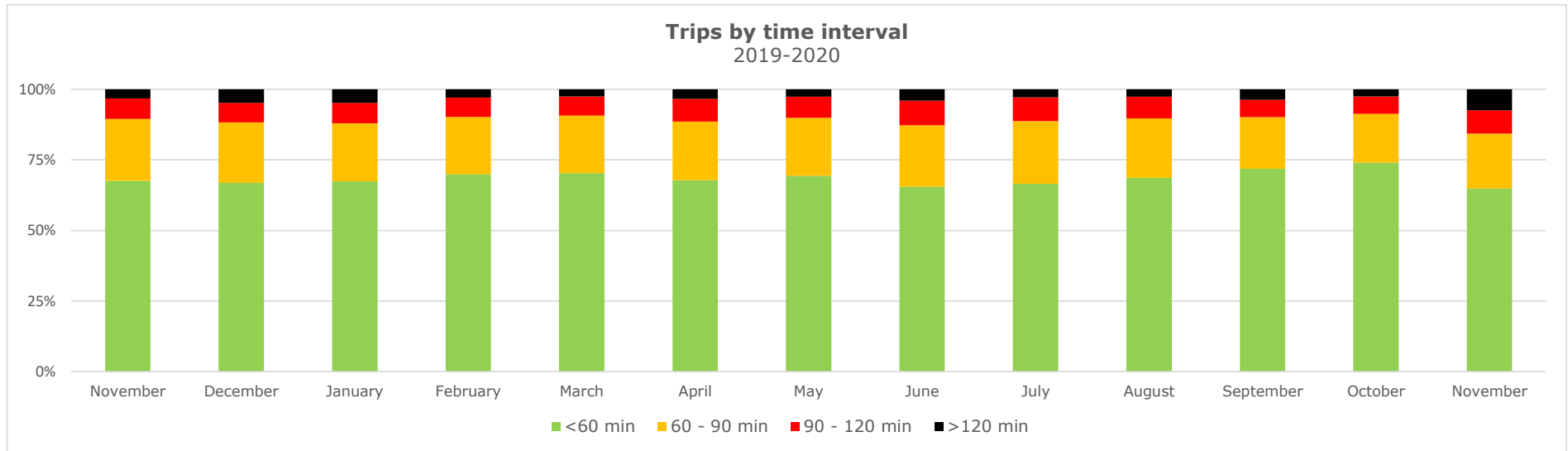
4,207	1,985	6,192
-------	-------	-------

## Turn time by Hour

Average turn time, by hour, recorded by GPS locators in staging and on terminal footprint



# Deltaport weekly truck turn time report

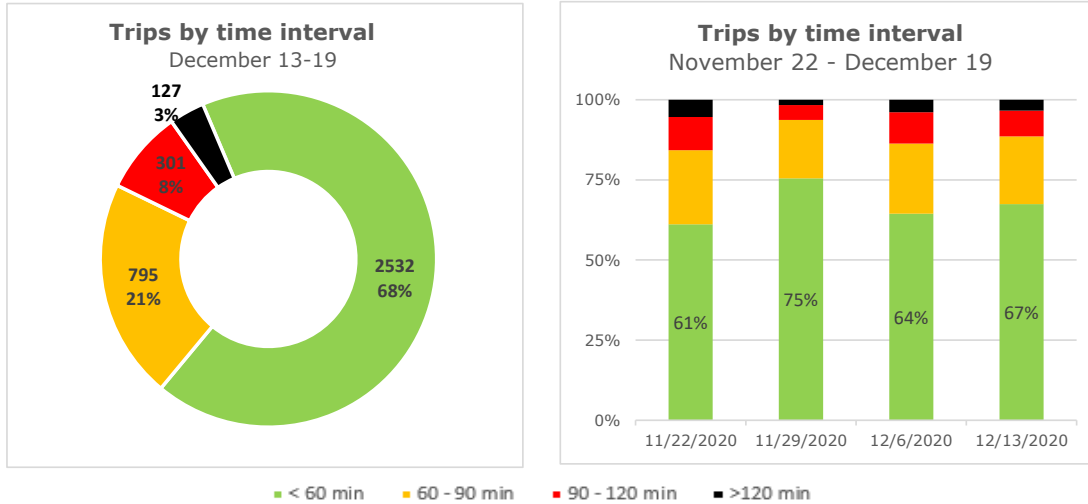


# Vanterm weekly truck turn time report

Reporting period: December 13-19, 2020

## Trips by Time interval

Proportion of GPS trips completed from staging in to terminal out in <60 minutes, 60-90 minutes, 90-120 minutes, and >120 minutes.



## Weekly statistics

### Average Staging Turn Time (min)

Average time between staging entry and exit

	Day gate	Night gate	Total
<b>Average Staging Turn Time (min)</b> Average time between staging entry and exit	15	15	15
<b>Average Terminal Turn Time (min)</b> Average time between terminal entry and exit	35	28	32
<b>Average Total Turn Time (min)</b> Average total time between staging entry and terminal exit	50	43	47
<b>Number of trips tracked</b> Number of trips on the terminal recorded by GPS locators during the week.	2,431	1324	3,755

### Average Terminal Turn Time (min)

Average time between terminal entry and exit

### Average Total Turn Time (min)

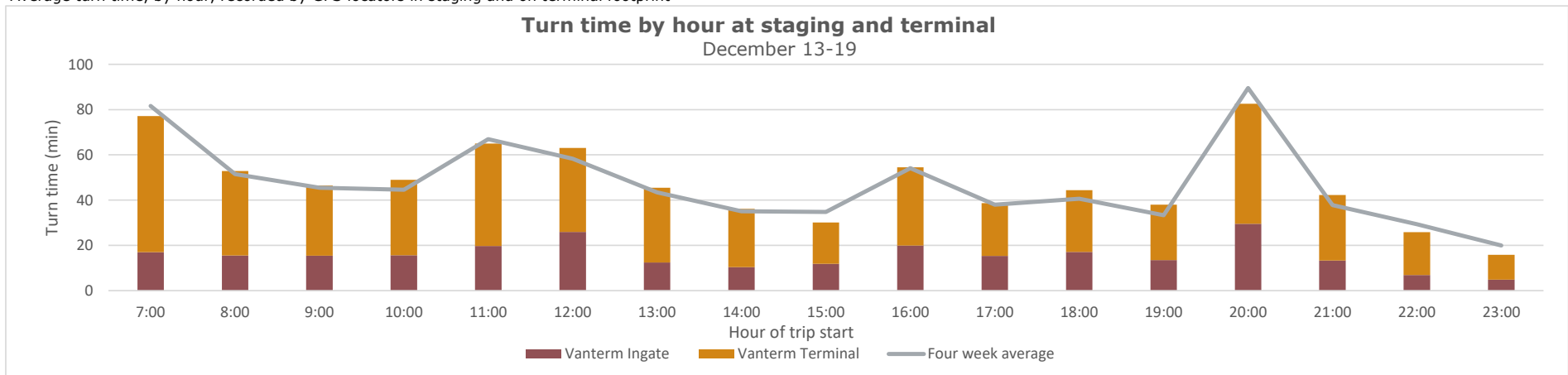
Average total time between staging entry and terminal exit

### Number of trips tracked

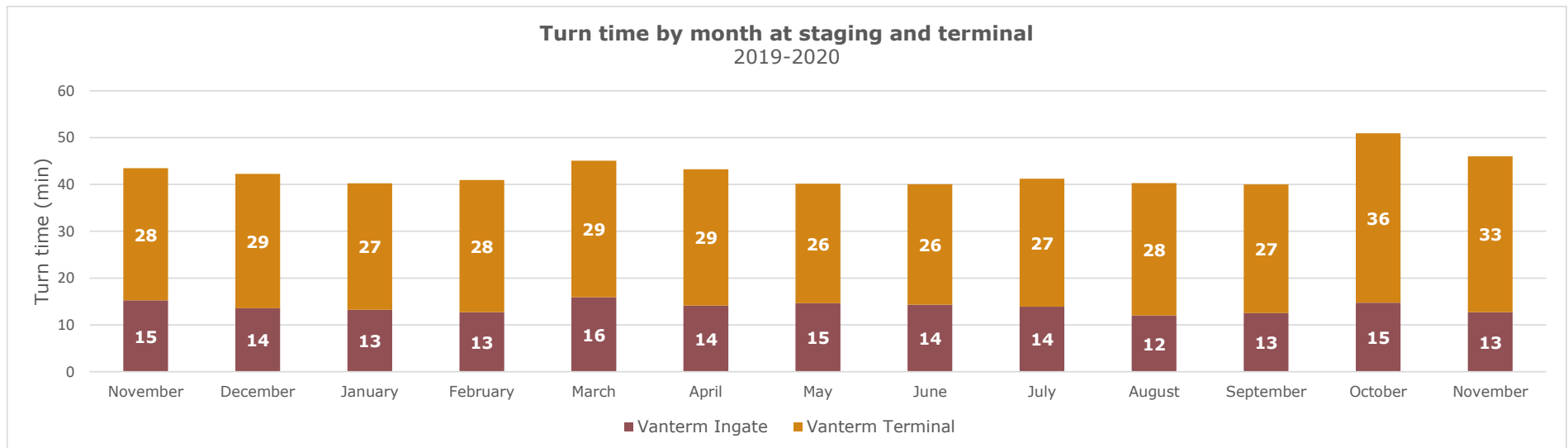
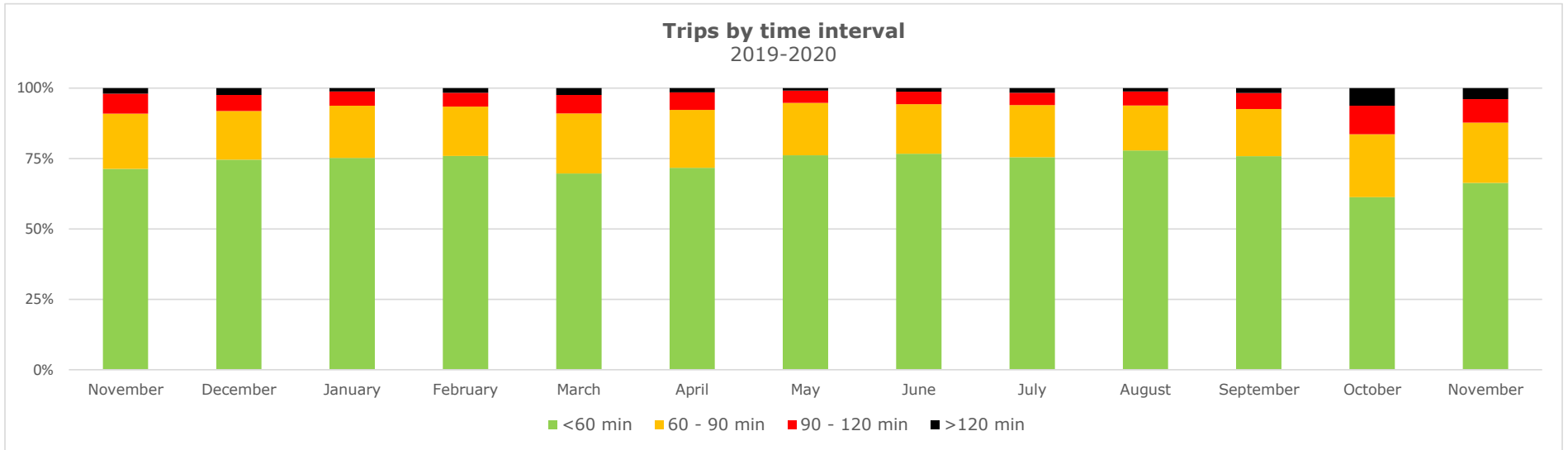
Number of trips on the terminal recorded by GPS locators during the week.

## Turn time by Hour

Average turn time, by hour, recorded by GPS locators in staging and on terminal footprint



## Vanterm weekly truck turn time report

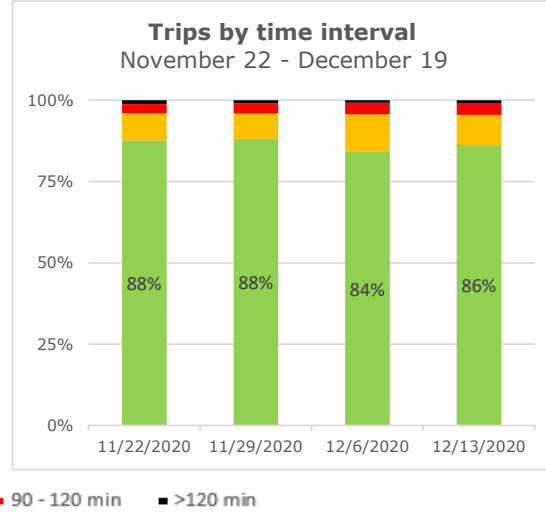
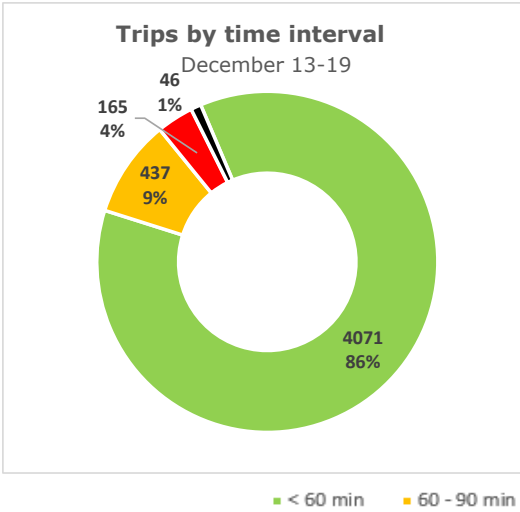


# DPW-Vancouver weekly truck turn time report

Reporting period: December 13-19, 2020

## Trips by Time interval

Proportion of GPS trips completed from staging in to terminal out in <60 minutes, 60-90 minutes, 90-120 minutes, and >120 minutes.



## Weekly statistics

### Average Staging Turn Time (min)

Average time between staging entry and exit

	Day gate	Night gate	Total
<b>Average Staging Turn Time (min)</b>	10	10	10
<b>Average Terminal Turn Time (min)</b>	26	23	25
<b>Average Total Turn Time (min)</b>	36	34	35
<b>Number of trips tracked</b>	2,864	1,855	4,719

### Average Terminal Turn Time (min)

Average time between terminal entry and exit

### Average Total Turn Time (min)

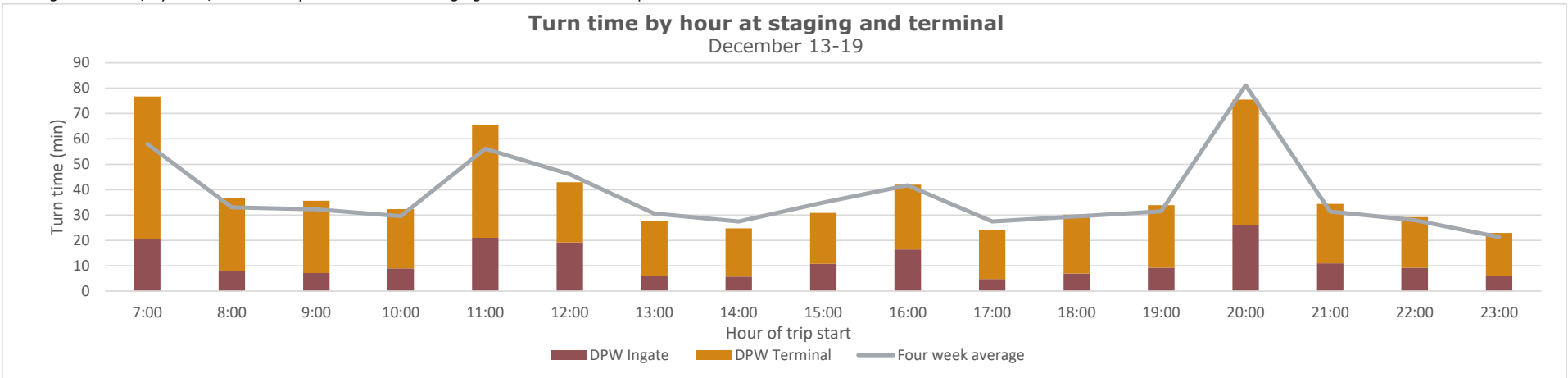
Average total time between staging entry and terminal exit

### Number of trips tracked

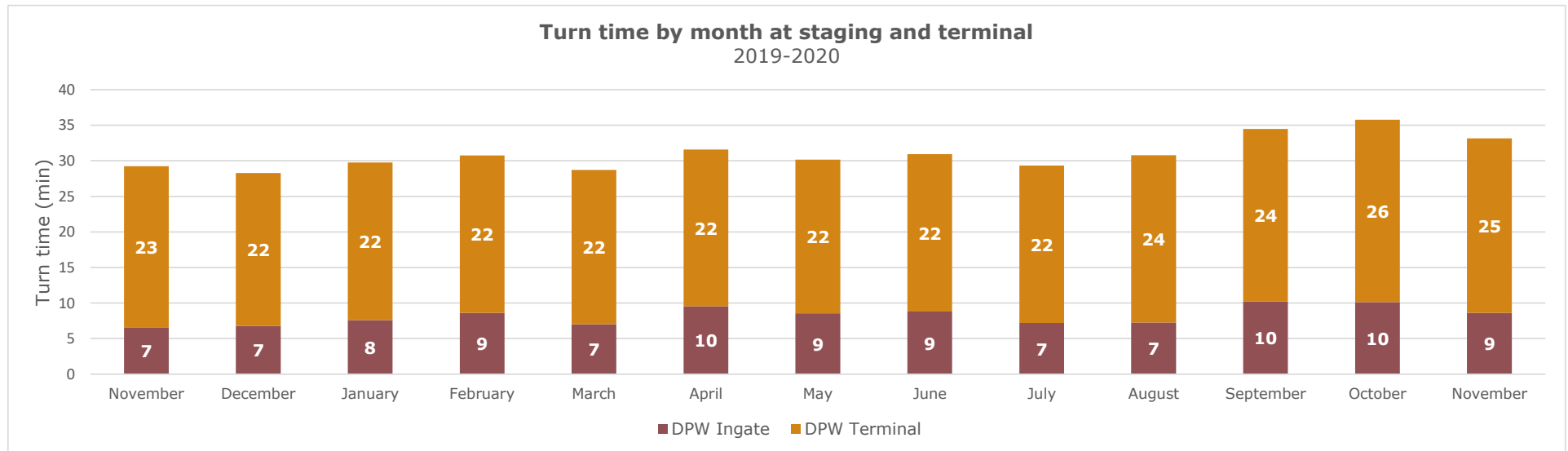
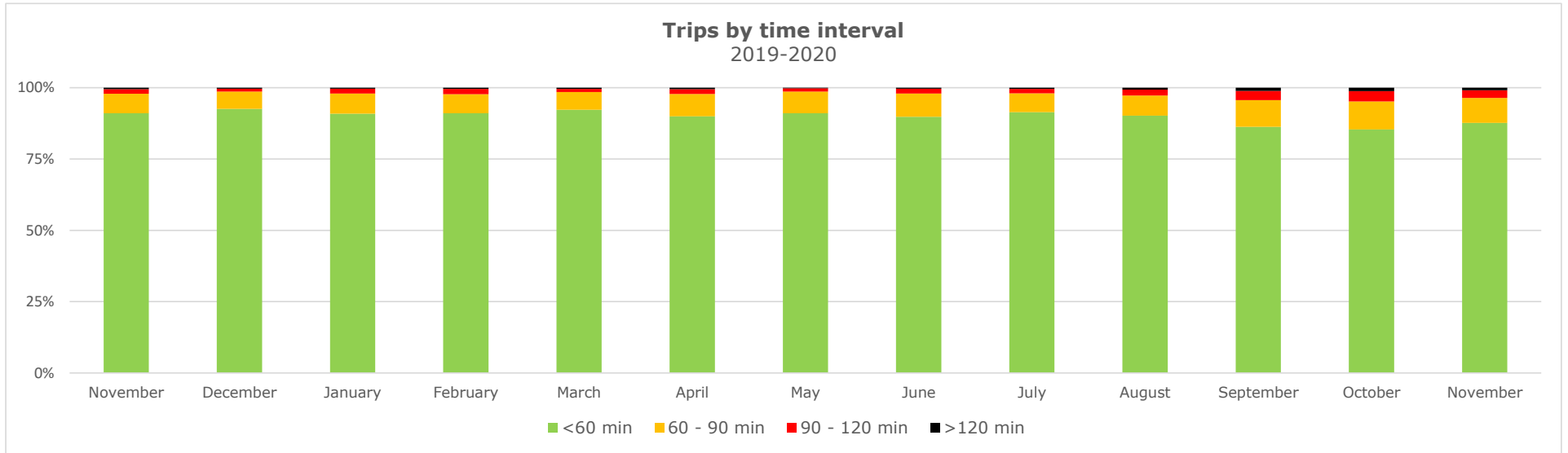
Number of trips on the terminal recorded by GPS locators during the week.

## Turn time by Hour

Average turn time, by hour, recorded by GPS locators in staging and on terminal footprint



## DPW-Vancouver weekly truck turn time report

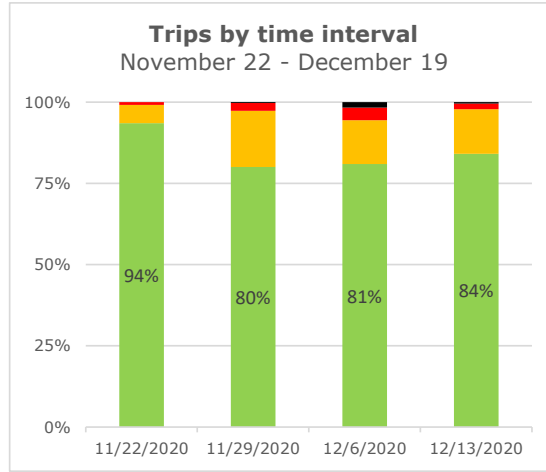
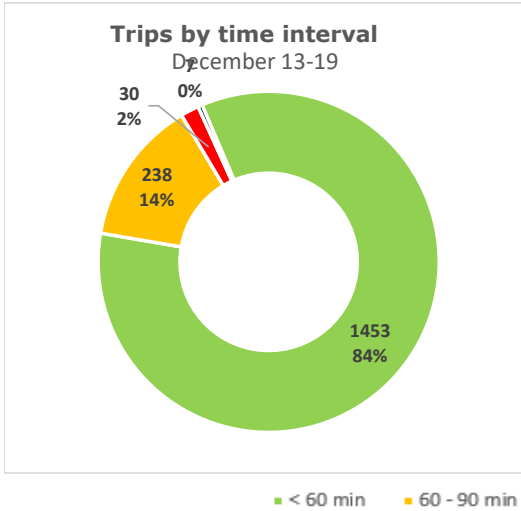


# FSD weekly truck turn time report

Reporting period: December 13-19, 2020

## Trips by Time interval

Proportion of GPS trips completed from staging in to terminal out in <60 minutes, 60-90 minutes, 90-120 minutes, and >120 minutes.



## Weekly statistics

### Average Staging Turn Time (min)

Average time between staging entry and exit

	Day gate	Night gate	Total
<b>Average Staging Turn Time (min)</b> Average time between staging entry and exit	9	12	10
<b>Average Terminal Turn Time (min)</b> Average time between terminal entry and exit	19	23	20
<b>Average Total Turn Time (min)</b> Average total time between staging entry and terminal exit	28	35	30
<b>Number of trips tracked</b> Number of trips on the terminal recorded by GPS locators during the week.	1,251	477	1,728

### Average Terminal Turn Time (min)

Average time between terminal entry and exit

### Average Total Turn Time (min)

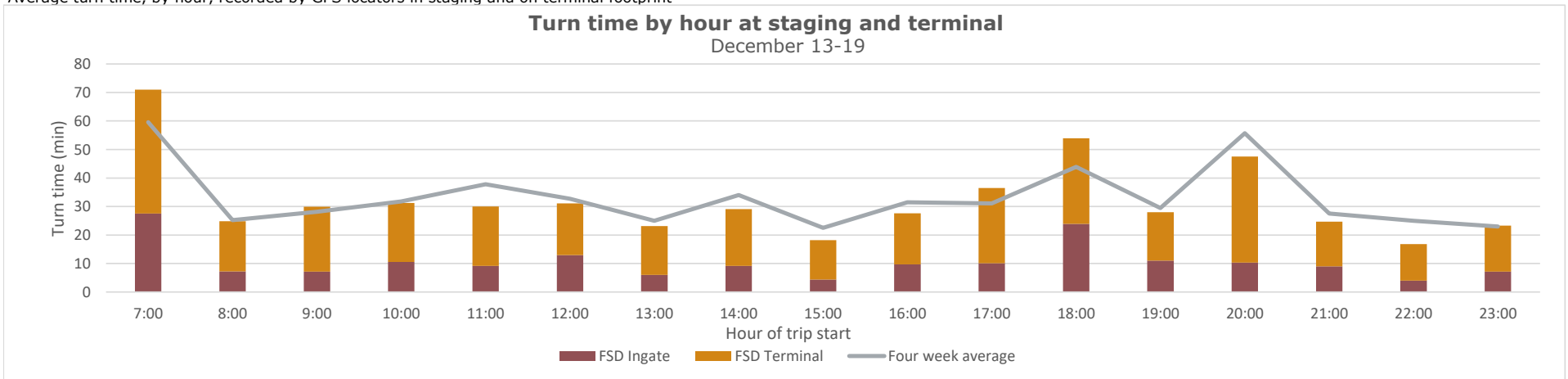
Average total time between staging entry and terminal exit

### Number of trips tracked

Number of trips on the terminal recorded by GPS locators during the week.

## Turn time by Hour

Average turn time, by hour, recorded by GPS locators in staging and on terminal footprint



## FSD weekly truck turn time report

