



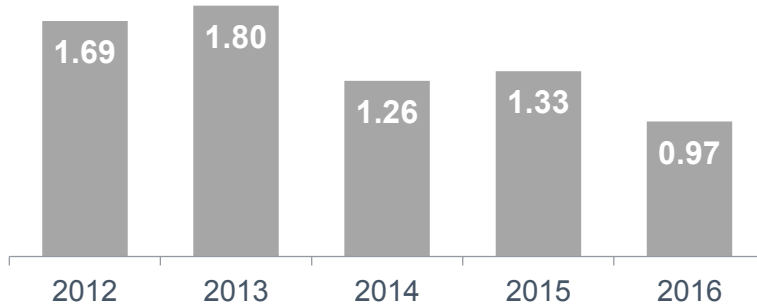
# CP RAIL SAFE LVVR CAMPAIGN

APRIL 11, 2017

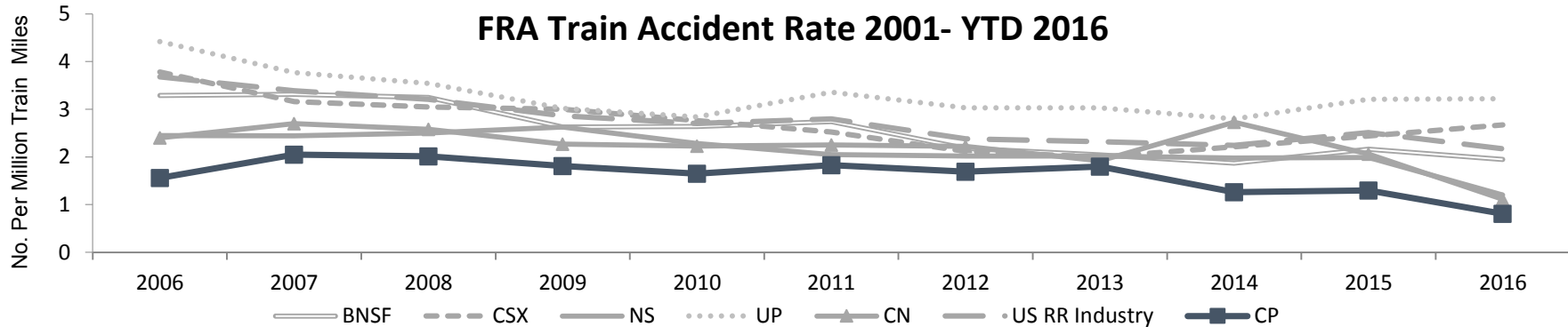
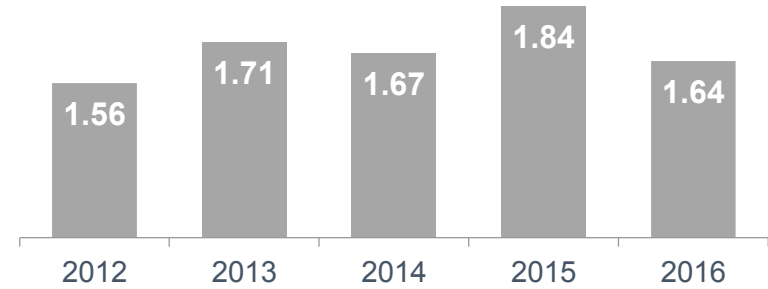


# INDUSTRY LEADING SAFETY RECORD

**Train accident frequency**  
(Accidents per million train-miles)



**Personal injuries**  
(Injuries per 200,000 employee-hours)



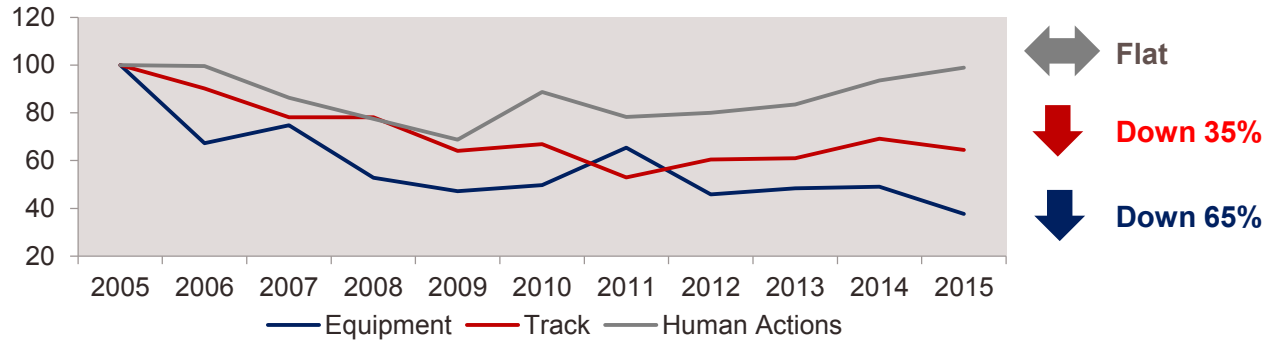
(1) For a full description and reconciliation of Non-GAAP measures see CP's Form 10-K on [www.cpr.ca](http://www.cpr.ca)

# ROLE OF HUMAN FACTORS IN RAILWAY INCIDENTS

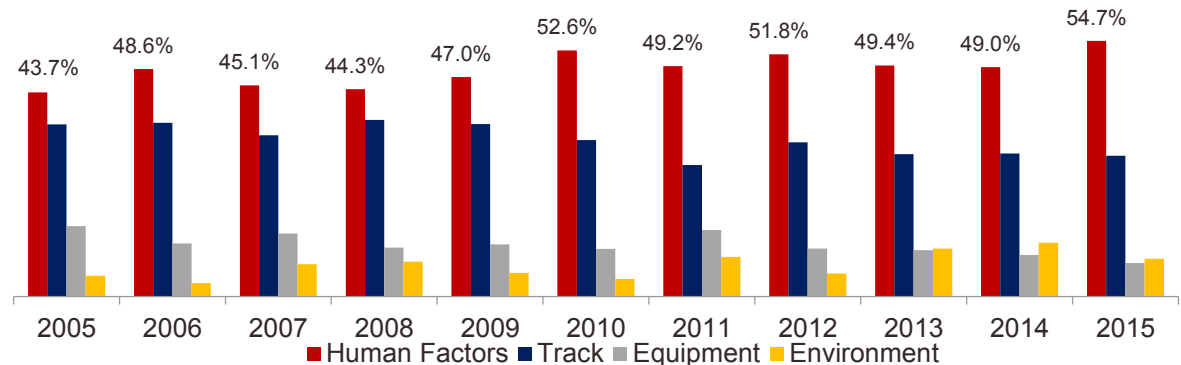
- By innovating with technology we made major progress in driving down equipment and track failures

- However ... Human factors caused incidents continue to rise

Change in Cause of Railway Incidents (index, 2005=100)



Distribution of the Cause of Railway Incidents\*, 2005-2015



\*Note: Incidents include Main Track Derailments, Non-Main Track Collisions & Non-Main Track Derailments Source: Transportation Safety Board

# LVVR Campaign

# LVVR TECHNOLOGY BENEFITS

## INWARD FACING LOCOMOTIVE VIDEO AND VOICE RECORDERS

- Powerful Safety Management System Tool
- Can link to other locomotive technologies
- Numerous studies have shown the technology works to reduce accidents and improve rail safety



More information can be found at <http://cprailsafe.com/>





# LET'S MAKE THE SAFEST RAILWAY IN NORTH AMERICA EVEN SAFER.

**WHAT YOU >>  
CAN DO**

**TAKE OUR SAFETY PLEDGE**



**SPREAD THE WORD**



# CP CEO KEITH CREEL ON SAFETY



Speaking about Locomotive Video and Voice  
Recorders

<https://vimeo.com/202232124>

Speaking about the Safest Railway In North  
America

<https://vimeo.com/202231388>



**CP**

**THANK YOU**