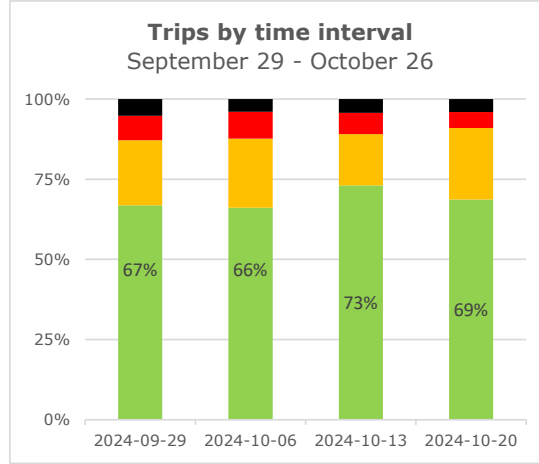
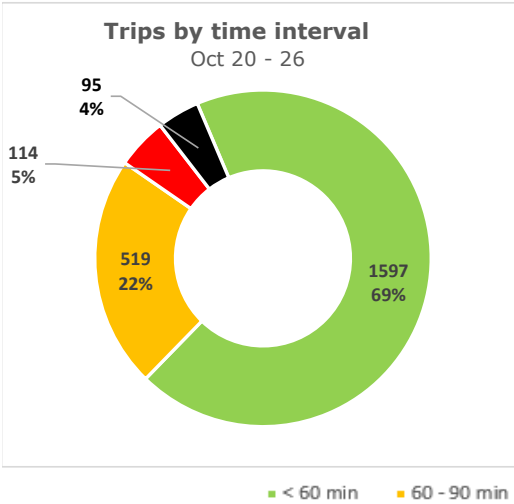


# Vanterm weekly truck turn time report

Reporting period: Oct 20 - 26, 2024

## Trips by Time interval

Proportion of GPS trips completed from staging in to terminal out in <60 minutes, 60-90 minutes, 90-120 minutes, and >120 minutes.



## Weekly statistics

### Average Staging Turn Time (min)

Average time between staging entry and exit

	Day gate	Night gate	Total
<b>Average Staging Turn Time (min)</b> Average time between staging entry and exit	11	0	11
<b>Average Terminal Turn Time (min)</b> Average time between terminal entry and exit	39	0	39
<b>Average Total Turn Time (min)</b> Average total time between staging entry and terminal exit	50	0	50
<b>Number of trips tracked</b> Number of trips on the terminal recorded by GPS locators during the week.	2,323	0	2,323

### Average Terminal Turn Time (min)

Average time between terminal entry and exit

### Average Total Turn Time (min)

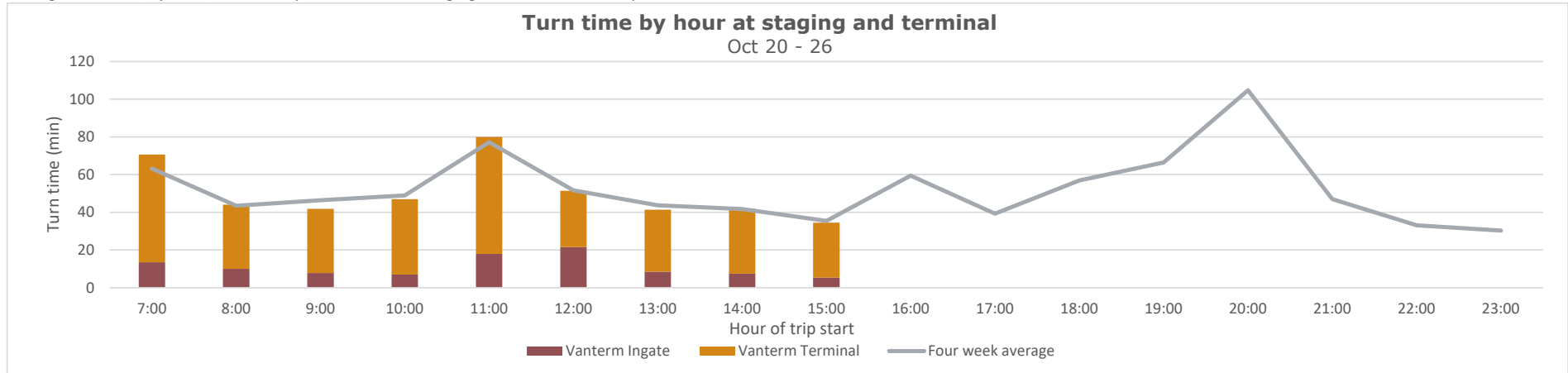
Average total time between staging entry and terminal exit

### Number of trips tracked

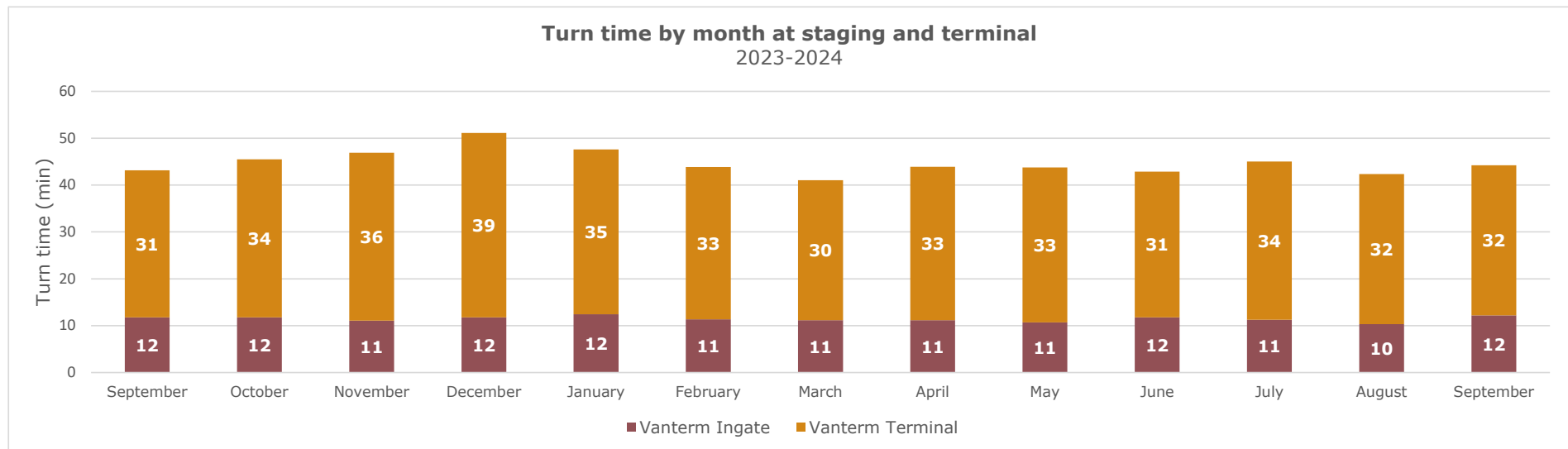
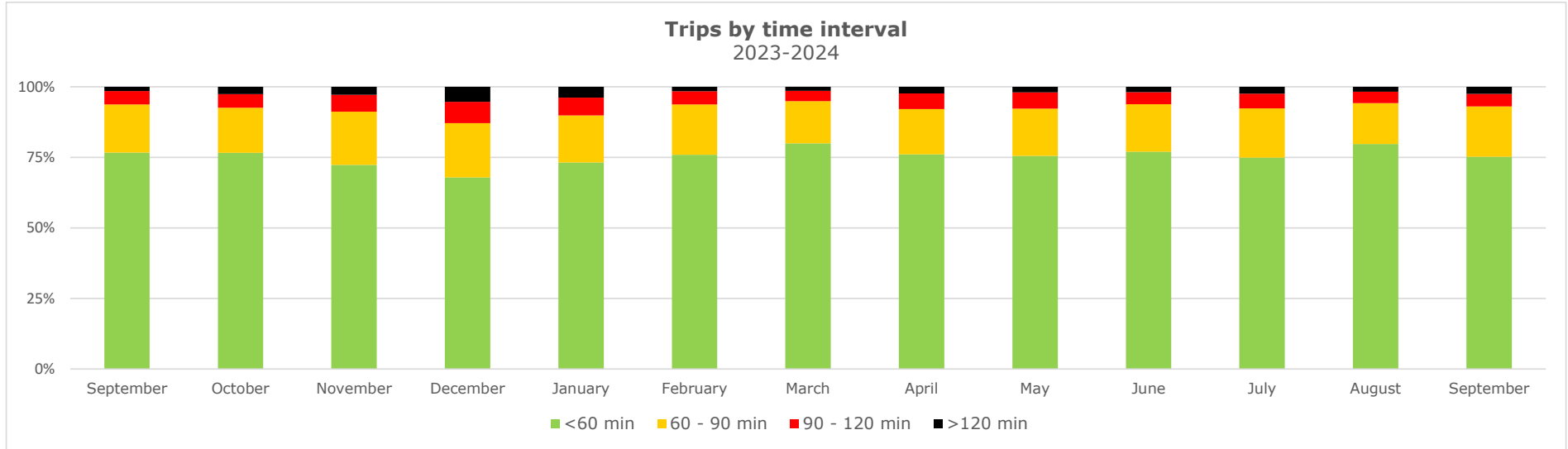
Number of trips on the terminal recorded by GPS locators during the week.

## Turn time by Hour

Average turn time, by hour, recorded by GPS locators in staging and on terminal footprint



## Vanterm weekly truck turn time report

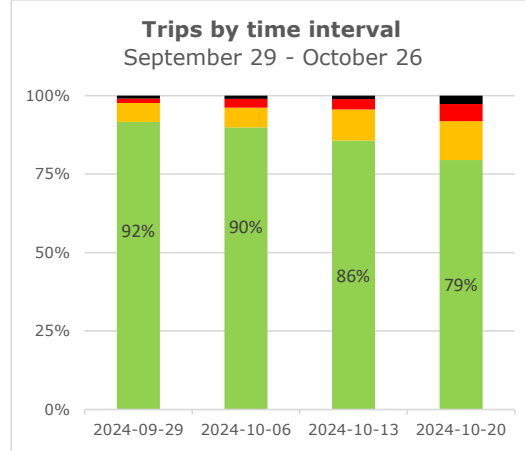
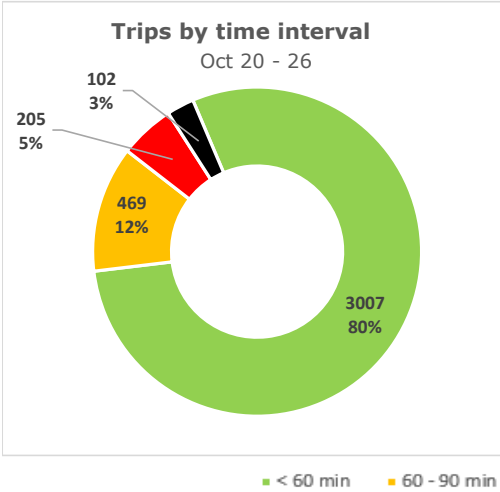


# Centerm weekly truck turn time report

Reporting period: Oct 20 - 26, 2024

## Trips by Time interval

Proportion of GPS trips completed from staging in to terminal out in <60 minutes, 60-90 minutes, 90-120 minutes, and >120 minutes.



## Weekly statistics

### Average Staging Turn Time (min)

Average time between staging entry and exit

	Day gate	Night gate	Total
<b>Average Staging Turn Time (min)</b> Average time between staging entry and exit	6	7	7
<b>Average Terminal Turn Time (min)</b> Average time between terminal entry and exit	38	39	38
<b>Average Total Turn Time (min)</b> Average total time between staging entry and terminal exit	45	45	45
<b>Number of trips tracked</b> Number of trips on the terminal recorded by GPS locators during the week.	2,317	1,466	3,783

### Average Terminal Turn Time (min)

Average time between terminal entry and exit

### Average Total Turn Time (min)

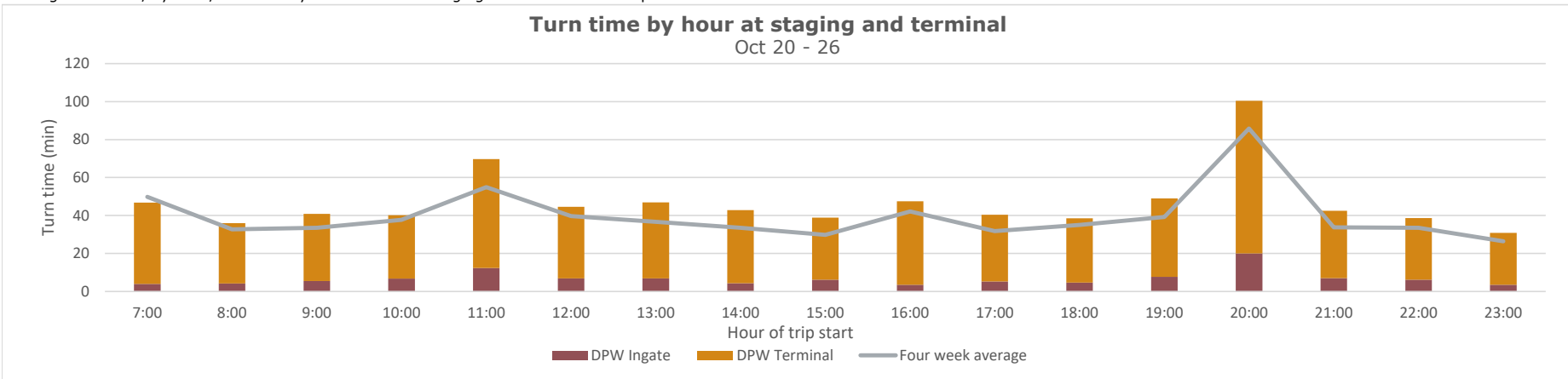
Average total time between staging entry and terminal exit

### Number of trips tracked

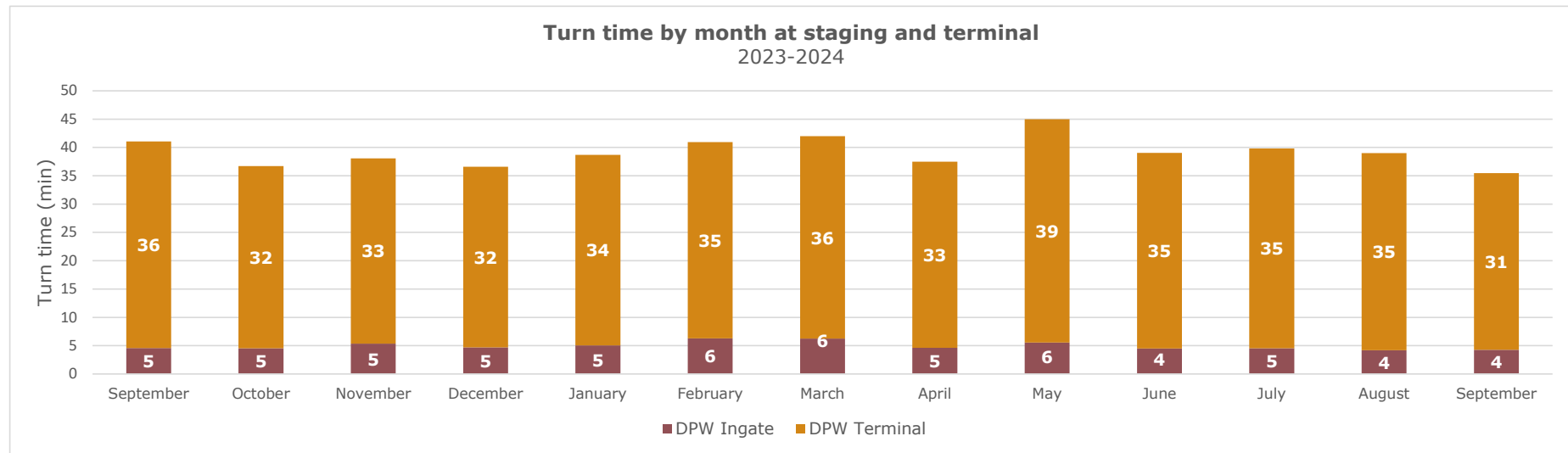
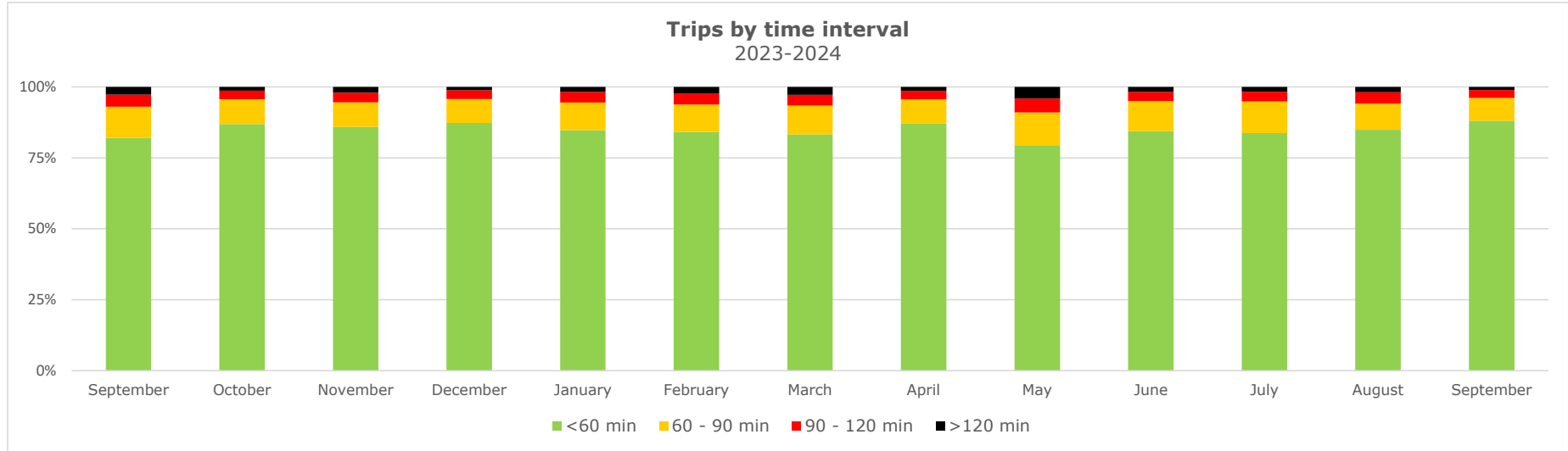
Number of trips on the terminal recorded by GPS locators during the week.

## Turn time by Hour

Average turn time, by hour, recorded by GPS locators in staging and on terminal footprint



## DPW-Vancouver weekly truck turn time report

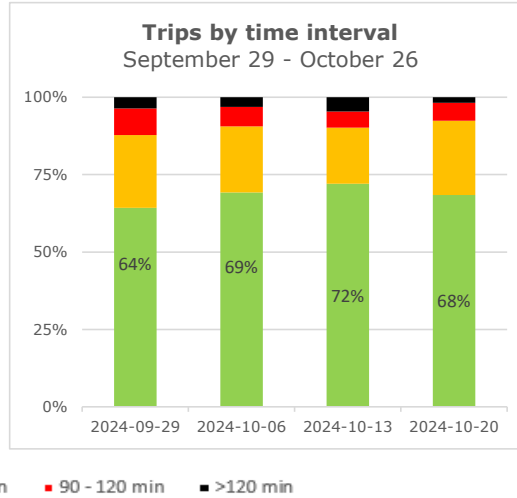
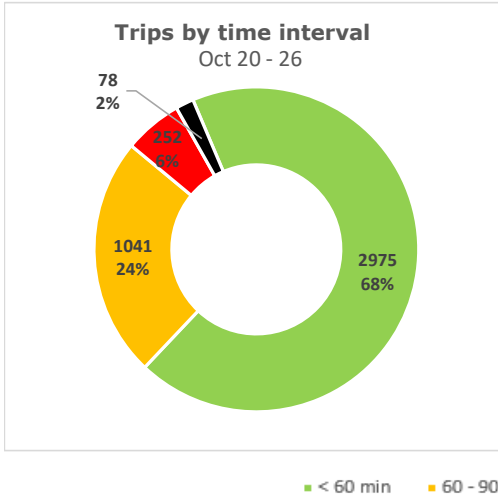


# Deltaport weekly truck turn time report

Reporting period: Oct 20 - 26, 2024

## Trips by Time interval

Proportion of GPS trips completed from staging in to terminal out in <60 minutes, 60-90 minutes, 90-120 minutes, and >120 minutes.



## Weekly statistics

### Average Staging Turn Time (min)

Average time between staging entry and exit

### Average Terminal Turn Time (min)

Average time between terminal entry and exit

### Average Total Turn Time (min)

Average total time between staging entry and terminal exit

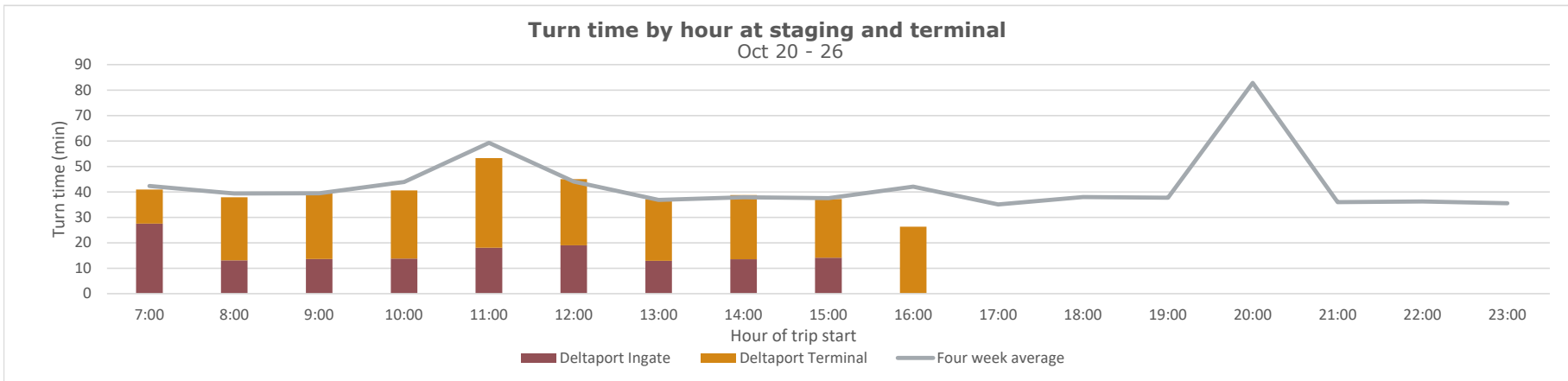
### Number of trips tracked

Number of trips on the terminal recorded by GPS locators during the week.

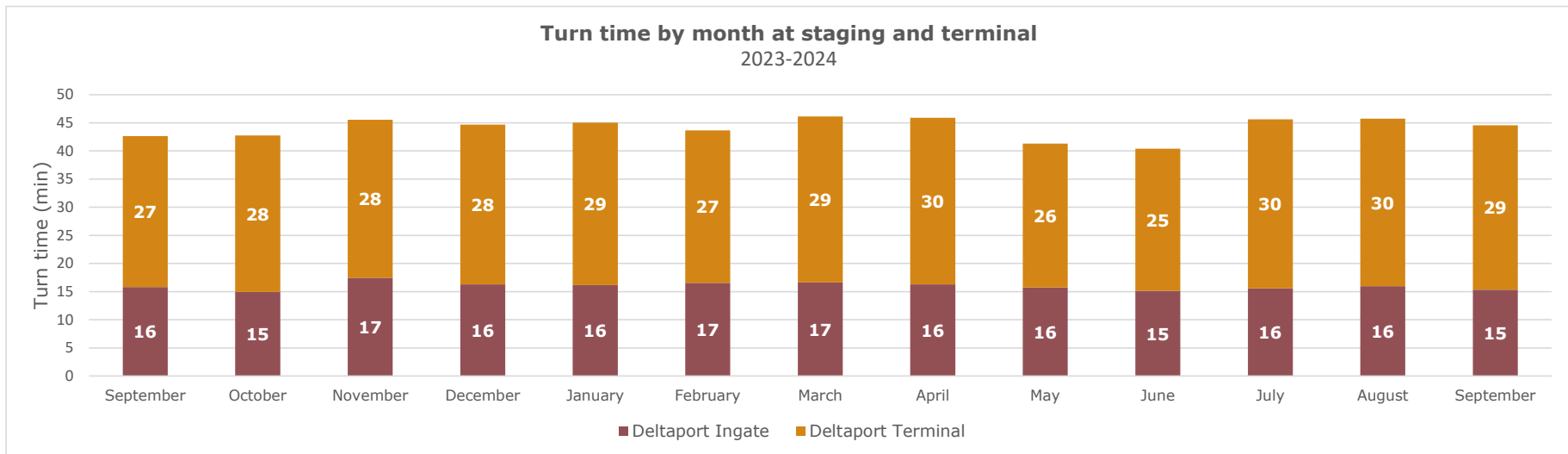
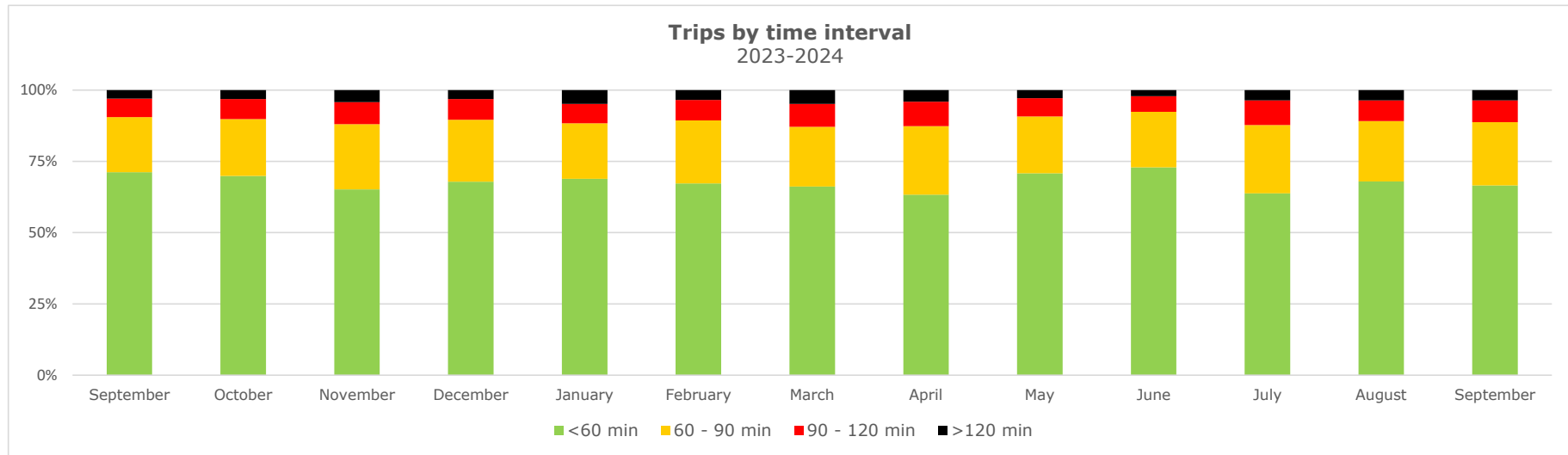
	Day gate	Night gate	Total
Average Staging Turn Time (min)	15	0	15
Average Terminal Turn Time (min)	26	0	26
Average Total Turn Time (min)	42	0	42
Number of trips tracked	4,345	0	4,345

## Turn time by Hour

Average turn time, by hour, recorded by GPS locators in staging and on terminal footprint



## Deltaport weekly truck turn time report

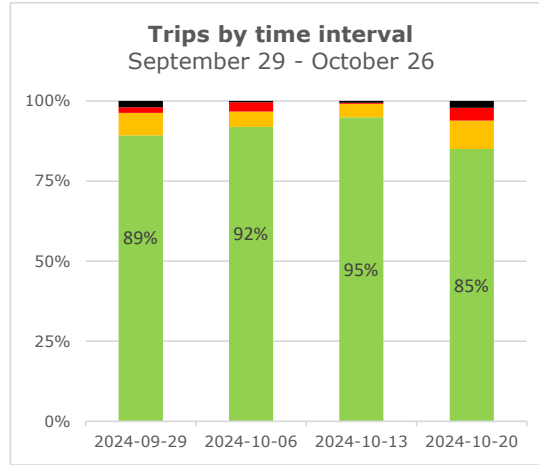
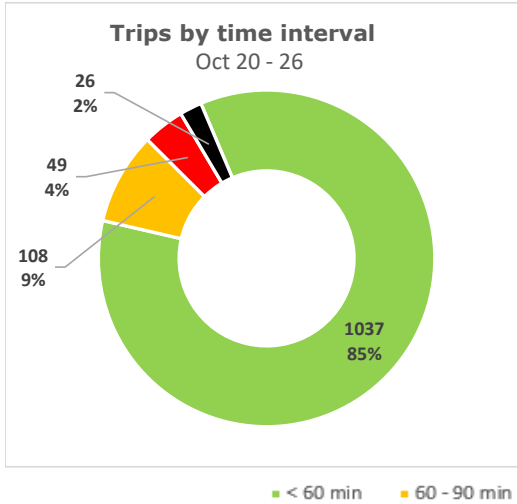


# FSD weekly truck turn time report

Reporting period: Oct 20 - 26, 2024

## Trips by Time interval

Proportion of GPS trips completed from staging in to terminal out in <60 minutes, 60-90 minutes, 90-120 minutes, and >120 minutes.



## Weekly statistics

### Average Staging Turn Time (min)

Average time between staging entry and exit

	Day gate	Night gate	Total
<b>Average Staging Turn Time (min)</b> Average time between staging entry and exit	8	7	8
<b>Average Terminal Turn Time (min)</b> Average time between terminal entry and exit	25	14	23
<b>Average Total Turn Time (min)</b> Average total time between staging entry and terminal exit	34	20	30
<b>Number of trips tracked</b> Number of trips on the terminal recorded by GPS locators during the week.	890	330	1,220

### Average Terminal Turn Time (min)

Average time between terminal entry and exit

### Average Total Turn Time (min)

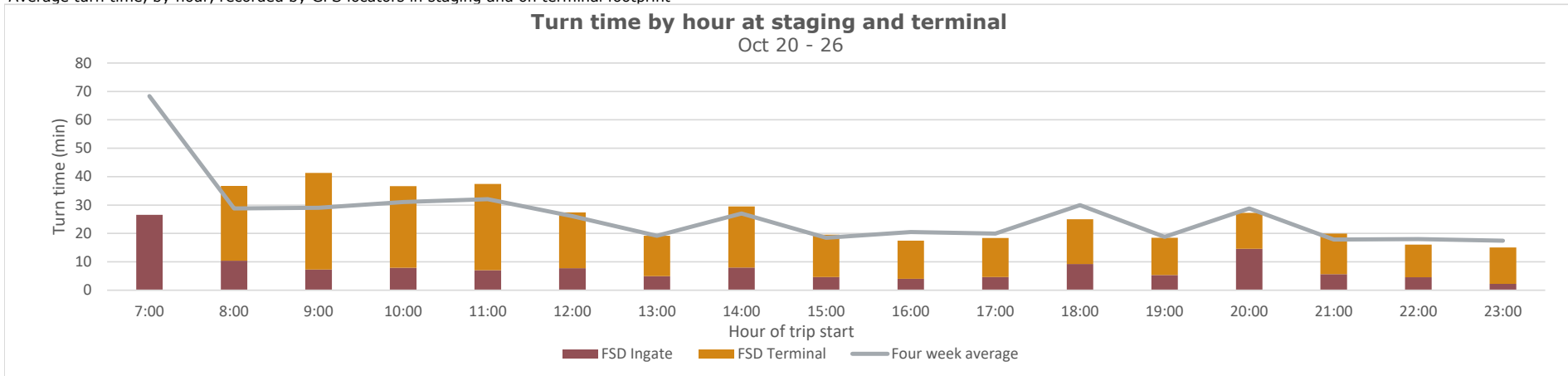
Average total time between staging entry and terminal exit

### Number of trips tracked

Number of trips on the terminal recorded by GPS locators during the week.

## Turn time by Hour

Average turn time, by hour, recorded by GPS locators in staging and on terminal footprint



## FSD weekly truck turn time report

